




MID-CENTURY MODERN ARCHITECTURE

IN WASHINGTON STATE



MICHAEL HOUSER

State Architectural Historian

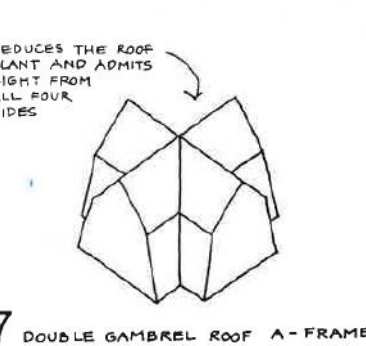
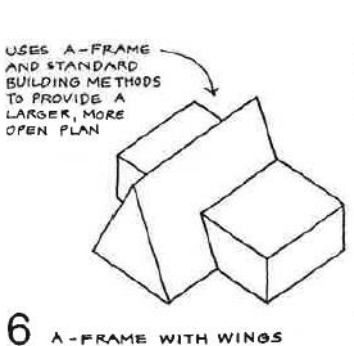
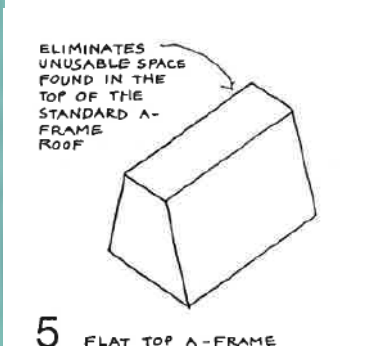
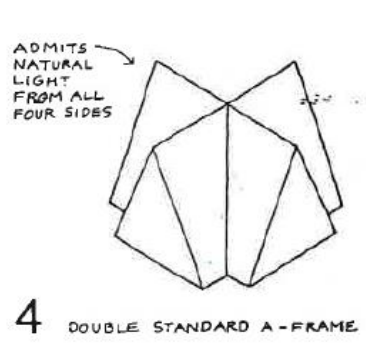
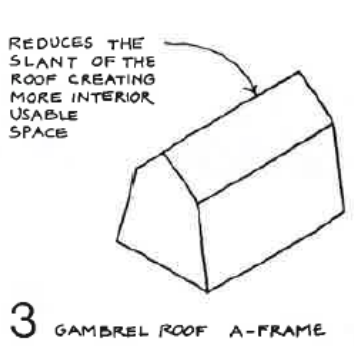
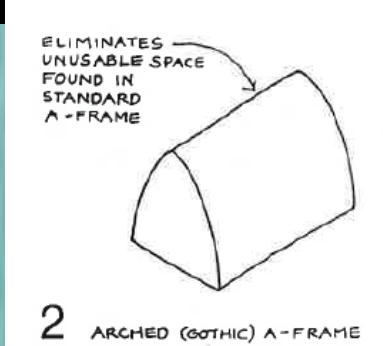
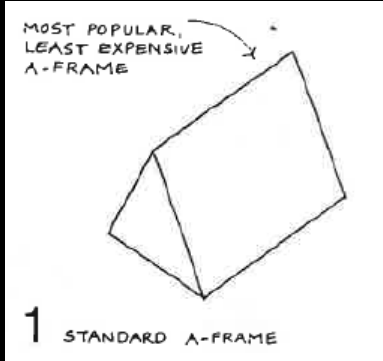
DAHP - Olympia, WA

June 2014

A-FRAME

Configurations

Standard, Arched, Gambrel, Double Standard, Flat Top, A-Frame w/Wings, Double Gambrel,



engineer.

Olympic Chal-A
for LEISURE LIVING

Prefab CHAL-A 16' x 24' plus 2 decks, featuring laminated arch beams, spiral stairway & loft with lots more headroom than A-Frame.

\$2,595 fob factory, Seattle

For \$100 off BUY NOW or at Home Show Feb. 18-26. Larger sizes also, all easy to erect.

Contact
OLYMPIC CHAL-A DISTRIBUTOR
6805 Perimeter Road So.
Boeing Bld., Seattle, Wn.
723-7063 or 932-7884 Evs



Cabin E Rimrock Village, Naches 1955

Seattle Times,
Feb 19, 1967



Reba House Vancouver, 1973




First United Methodist Church Auburn, 1964



A-FRAME

History



Just think of all this sturdy, charming, 100% cedar vacation or year-around home for less than the price of most automobiles. This A-frame model Lindal home comes complete and ready to assemble: pre-cut lumber, shingles, glass, hardware, and easy-to-follow assembly instructions. Thousands of these unique homes are already loved and lived in around the world.

Here is the leisure home you've read and dreamed about

... all for an amazing \$3,345 (\$350 down—\$53.75 a month)

ACT NOW—MOVE IN THIS SUMMER—SAVE ALL SHIPPING COSTS UP TO \$600 IF YOUR ORDER IS RECEIVED BEFORE JUNE 1, 1966.

For further information—or to take advantage of any of these valuable options—write as soon as possible and give us your preference:

1. Immediate shipment of the A-frame home (similar to above)—shipping charges prepaid.
2. Lindal's DO-IT-YOURSELF PACKAGE ... for only \$35.00
3. Lindal has 60 alternative home designs available to you—all of 100% cedar construction. Complete descriptive color booklet available for only \$1.00.



LINDAL CEDAR
9000 South 19th Street, Tacoma, Washington

APRIL 1966

Copyright © 1966



Swedish Woodshed and Horse Stable, 19th Century

Hunting Lodge, Sweden, 1871

Popular Mechanics, April 1966



Fisher-Price "Play Family A-Frame, 1974-1976

SECOND EDITION FIFTY CENTS

FREE-TIME HOMES

DESIGN NO. 442-1

WIDTH 24'-0" DEPTH 32'-0" 768 SQUARE FEET

NATIONAL RECREATION A-FRAME DESIGN AVAILABLE TO FREE-TIME HOME BUILDERS

During 1964 this A-frame, designed by Peter G. Gillette, Fish Service was given national recognition as it appeared in 62 magazines as an ideal feature for the family and vacation. Each home has a unique character and is built to last. A color illustration of the exterior photograph shows on this page will be sent when a truly magnificent building program is set on the plan for the A-frame home. The interior shows the deck and kitchenette floor layout. Kitchen, dining, living, and bath are on the second level. Bedroom and two bedrooms are finished by contract order.

*Complete working plans are available for this Free-Time home and can be obtained by filling out the plan order form on the opposite page (page 45).

27 NEW DESIGNS OF VACATION HOMES RANGING FROM RUSTIC TO CONTEMPORARY A-FRAMES

SPECIAL SECTION OF PRE-CUT READY-TO-BUILD DESIGNS ON YOUR SITE AS LOW AS \$299*

designs by HOME BUILDING PLAN SERVICE

presented by **potlatch** POTLATCH FORESTS, INC.

DESIGN NO. 442-1

WIDTH 24'-0" DEPTH 32'-0" 768 SQUARE FEET

NATIONAL RECREATION A-FRAME DESIGN AVAILABLE TO FREE-TIME HOME BUILDERS

During 1964 this A-frame, designed by Peter G. Gillette, Fish Service was given national recognition as it appeared in 62 magazines as an ideal feature for the family and vacation. Each home has a unique character and is built to last. A color illustration of the exterior photograph shows on this page will be sent when a truly magnificent building program is set on the plan for the A-frame home. The interior shows the deck and kitchenette floor layout. Kitchen, dining, living, and bath are on the second level. Bedroom and two bedrooms are finished by contract order.

*Complete working plans are available for this Free-Time home and can be obtained by filling out the plan order form on the opposite page (page 45).

LOWER LEVEL 768 SQUARE FEET

UPPER LEVEL 290 SQUARE FEET

VIEW OF LIVING ROOM REVEALS EXCELLENT UTILIZATION OF FLOOR SPACE AND HOW WINDOW WALL CONNECTS WITH PORCH DECK OVERLOOKING RIVER.

PARTITION WALL OF LIVING ROOM OPENS ONTO DINING AREA LOCATED NEXT TO U-SHAPED KITCHEN, BALCONY ABOVE, CONNECTS WITH TWO BEDROOMS.

DESIGN NO. 426-1

WIDTH 22'-8" DEPTH 30'-0" 816 SQUARE FEET

UPPER LEVEL—319 SQUARE FEET

MOST POPULAR A-FRAME IN U.S.A.

A lot of new designs have been made to better illustrate the beautiful materials and construction. Each can be finished and used for recreational and enjoyment.

This truly magnificent leisure-time home is designed to easily accommodate six people for most of the site back to three bedrooms, a complete bathroom, a living room, kitchenette, a dining area, and a most functional arrangement of living room furniture. Cabin may be completed in all climates and is suitable for individual or group use. Foundation must be designed by contractor per local building codes. Foundation must be designed by contractor per local building codes.

This design A-frame design is being featured as one of our most featured Free-Time Homes. The overall size of the building is 22' x 30' with a deck on the front porch. A total of 1110 sq. ft. of living space. A second story that measures 12' x 18' in width includes a sleeping loft that is 12' x 8' and a 12' x 12' bedroom. Large window sets in the side of A-frame building is used to advantage in lighting bedroom bedrooms.

UPPER LEVEL OF LIVING ROOM

Potlatch Forest Industries Homes, 1962

A-FRAME

Residential Examples



House Vancouver, c.1975



House Olympia, c1968



House Vancouver, c1978



House Olympia, c1965



House Kennewick, c1964

A-FRAME

Cabin Examples




Rec. Cabin Gifford Pinchot NF, c.1965



Lake Easton Resort Easton, c.1965



Rec. Cabin Benton County, c.1970



Rec. Cabin Mount Rainier, c.1960



Rec. Cabin Lucerne, c.1968

A-FRAME

Commercial Examples



Arlberg Ski Shop Wenatchee, c.1970



Office Walla Walla, c.1968



Office Sequim, c.1974



Tiki Lodge Spokane, c.1975



Dick Lewis Pontiac Cadillac Dealership Olympia, 1964



A-FRAME


Ecclesiastical Examples



Simpson United Methodist Church
Pullman, 1957



Grace Lutheran Church Vancouver, 1956



First United Presbyterian Church Puyallup, 1960



St. Joseph Church
Lynden, c1965



Lakewood Community Church Seattle c. 1965