

**store front construction**

**Himco**



alumilited aluminum

stainless steel

stainless steel laminated

bronze

rolled and extruded

CATALOG N-1946





## FOR OVER 30 YEARS HIMMEL BROTHERS CO.

Have specialized entirely in the development and manufacture of store front constructions. Many of our developments are covered by exclusive patents. These apply not only to the rolled sections for glass setting but particularly to the extruded sections. These are described in Section B of this catalog.

### COMPLETE GLASS SETTING CONSTRUCTIONS

THE "HIMCO" line covers complete requirements for all types of glass settings and store front constructions. These are available in architectural extruded sections for the very highest quality store fronts, in combination extruded and rolled sections and in rolled sections for medium priced work.

### ACCEPTANCE BY THE ARCHITECTURAL PROFESSION

The acceptance of "HIMCO" products, by Architects and the glazing trade is general throughout the country, as representative of the very highest quality in store front construction. We are very glad to work with architects on special problems which come up from time to time in store front construction if prints of conditions are sent to us.

### ERECTION

We do not do any erecting ourselves but all erection is done through reputable glaziers, plate glass manufacturers and setters throughout the country.

"HIMCO" sections are stocked by the important glaziers throughout the United States.

### PATENTS

All "HIMCO" Constructions are fully covered by Patents. Infringements will be prosecuted.

Copyright 1946  
The Himmel Brothers Company

# "HIMCO" STORE FRONT CONSTRUCTIONS

## ESSENTIAL ELEMENTS FOR SUCCESSFUL GLASS SETTINGS

The essential elements consist of a glass setting which will hold the glass firmly yet be flexible enough to take up the expansion and contraction of the glass. Also movement due to vibration, wind and vacuum pressures.

The setting should allow the glass to be easily and quickly set. Also easily removed in case of accidental damage without defacement of the setting.

The glass must also have a firm and level bed on which to rest.

## ROLLED METAL SETTINGS

These settings are made of high grade metals and are used principally where cost is an important consideration. The sections illustrated in this catalog give a range of choice in attractive architectural designs.

## EXTRUDED METAL SETTINGS

These are generally used where the very finest effects are desired in store front construction.

The rigidity of extruded shapes when used for glass settings, make it absolutely necessary that some means be provided to permit the natural expansion and contraction of the glass and to counteract shocks and vibration.

## SPECIAL FEATURES

"HIMCO" extruded sections have been designed to give flexibility and allow for glass expansion and contraction by means of:

- (1) Patented Rubber Cushion—This is secured in the face of the extruded members in contact with both sides of the glass and while holding the glass firmly it allows the glass to expand and contract.
- (2) New Spring Controlling Clip—It secures the face and the back members in a positive but springy and flexible grip. This additional protection offsets any tension in holding the extruded shapes and aids in protecting the glass from unnecessary breakage.

## MODERN METALS FOR GLASS SETTINGS

### Extruded Metals

- Bronze
- Alumilited Aluminum

### Cold Rolled Metals

- Stainless Non-Magnetic Steel 18-8
- Bronze
- Alumilited Aluminum
- Stainless Laminated Metal (Pat.)

## STANDARD FINISHES

The standard finish for Bronze, Stainless Steel, Stainless Laminated Metal is polished.

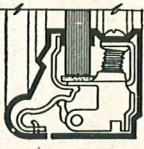
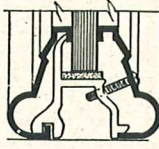
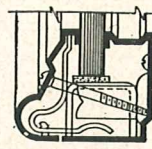
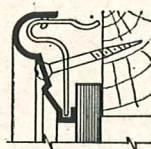
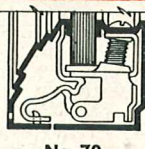


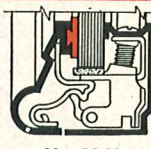
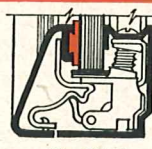
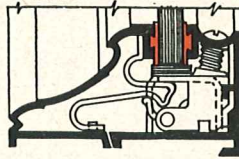
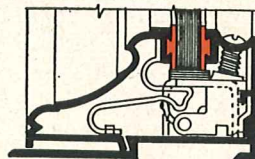
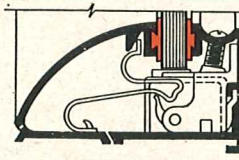
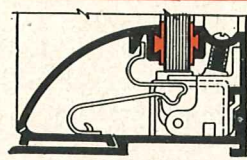
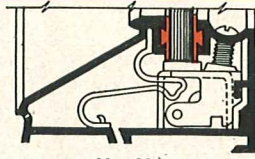
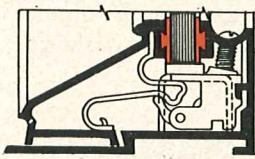
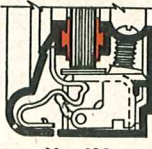
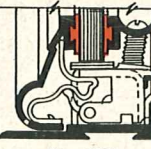
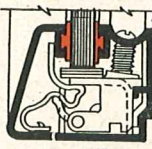
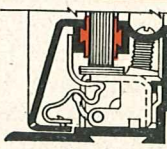
Bronze supplied in Oxidized or Statuary finishes on order. Aluminum in Alumilite finish is standard.

Satin Finish supplied on all metals.





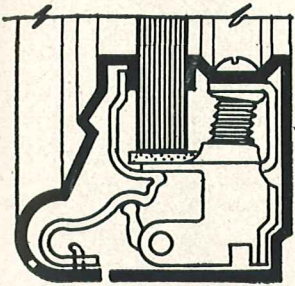
## INDEX TO GLASS SETTING

ROLLED METALS	TYPES OF GLASS SETTINGS	Page	Section
<b>SOLID ROLLED METAL</b> Alumilited Aluminum Stainless Steel Bronze	   	A1 A2 A3 A4 A5 A7 A9 A10	A
	No. 22      No. 26      No. 23      No. 21		
<b>FEATURES</b> Spring Controlling Clip for all except Nos. 26, 70 DF Patented	  	A1 A2 A6 A7 A8 A10	
No. 70      No. 70 DF      No. 172			
<b>COMBINATION SOLID ROLLED WITH EXTRUDED FACING</b> Alumilited Aluminum Bronze Has Rubber Glass Cushion on Face Member	 	A1 A2 A3 A4	
	No. 22 X      No. 32 X		
EXTRUDED METALS			
<b>EXTRUDED METALS</b> Alumilited Aluminum Bronze	 	B1 B2 B3 B4 B6 B7	B
	No. 400      No. 401		
	 	B3 B4 B5	
	No. 400 R      No. 401 R		
<b>FEATURES</b> Patented Rubber Glass Cushion Patented Spring Control Clip	 	B3 B4 B5	
No. 464      No. 465			
	   	B3 B4 B7	
No. 402      No. 403      No. 462      No. 463			
SHOW CASES FOR THEATRE DISPLAYS			
Rolled and Extruded Alumilited Aluminum-Bronze	Cases Made to Sizes as Required	C1	C
SNAP-ON MOULDINGS • NOSINGS, EDGINGS AND DOOR SADDLES			
Laminated and Solid Stainless Aluminum and Stainless Steel for Nosings and Edgings	Made in the Standard Sizes Shown	D1 D2	D

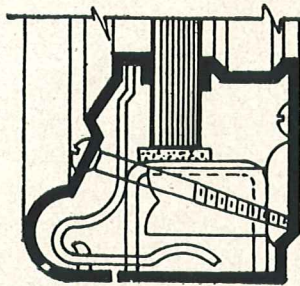








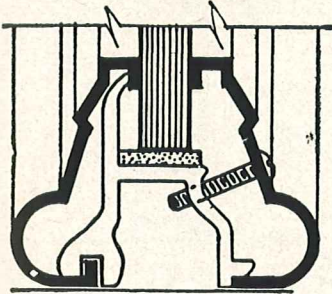
**No. 22 Setting**



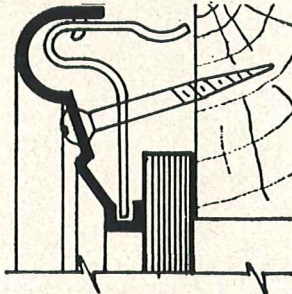
**No. 23 Setting**

**No. 22 Setting (Patented)**

This setting is based on the No. 402 setting and has no screws on the face member, which is held in place by a positive draw action, screw flange and spring controlling clip operated by screws in the inside gutter as illustrated for the No. 70 glass setting. This screw will not work loose by vibration from the street.



**No. 26 Setting**



**No. 21 Setting**

**No. 26 Setting (Patented)**

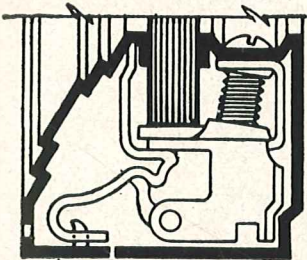
This is a double face setting for conditions where its use is desirable. The inside member is fastened to the extruded controlling clip with screws from the inside.

**No. 23 Setting (Patented)**


This setting is the same design face member as No. 22 but it is fastened with exposed screws from the outside.

**No. 21 Setting (Patented)**

This is used for transom setting on very inexpensive work.



**No. 70 Setting**



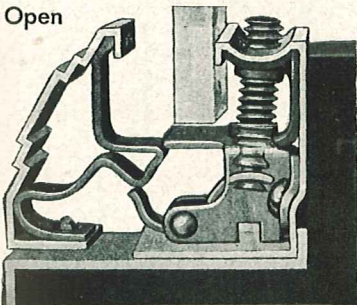
**No. 70 DF Setting**

**No. 70 Setting (Patented)**

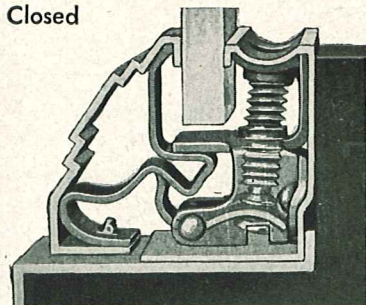
A modern design with similar construction to the No. 22. Made in rolled solid metals and having the same type of positive screw flange and spring controlling clip, operated by screws in the inside gutter as illustrated below. The screw will not work loose by vibration.

**No. 70 DF Setting (Patented)**

Similar to No. 26 setting. Used for transoms and inside installations. Inside member is fastened to extruded controlling clip with screws from the inside.



Open



Closed

- |                 |                     |
|-----------------|---------------------|
| Rolled Metals   | Alumilited Aluminum |
| Stainless Steel | Bronze              |

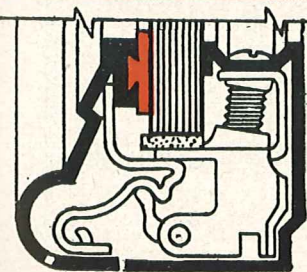
**Operation of Setting Screws**

The illustrations to the left show how the spring clip in the outside face member is down against the glass by the lever operated by the screw in the gutter.

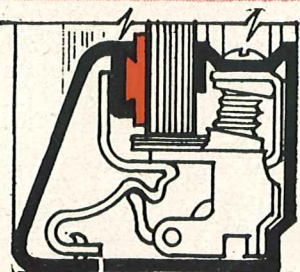
- |                 |                     |
|-----------------|---------------------|
| Rolled Metals   | Alumilited Aluminum |
| Stainless Steel | Bronze              |

**Showing Operation of the Setting Screw**

**NO. 22X AND NO. 32X**



**Left  
No. 22X**



**Right  
No. 32X**

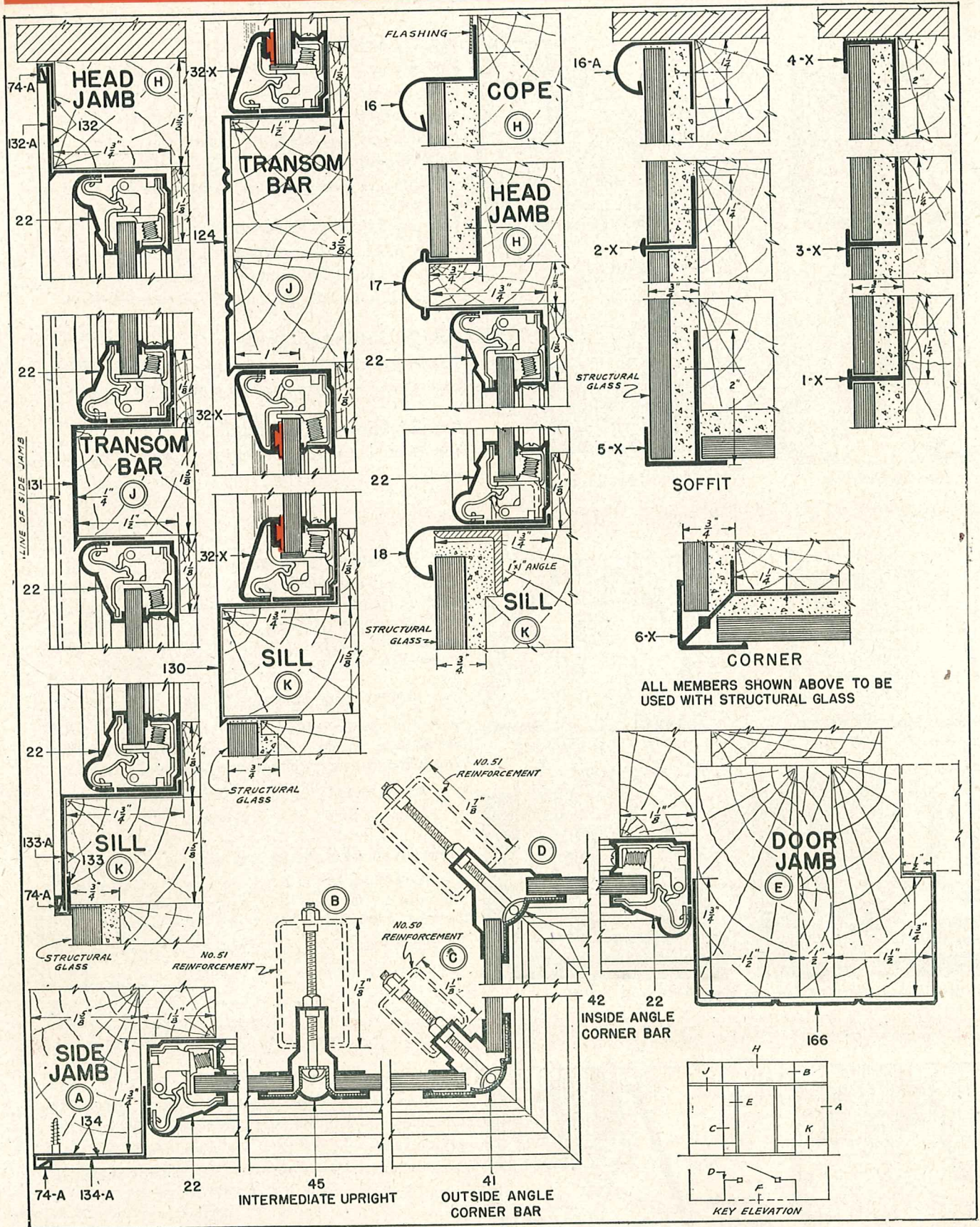
The settings have the same positive action as the rolled settings. They also have the advantage of the spring controlling clip and the patented rubber cushion in the extruded face where it grips the glass. This is the same construction as in the all extruded settings shown in Section B.

All details above shown at full size

**Color indicates Rubber Cushions**



# DETAILS OF NO. 22 AND 32X CONSTRUCTIONS



Drawings above shown at one half full size

Color indicates Rubber Cushions

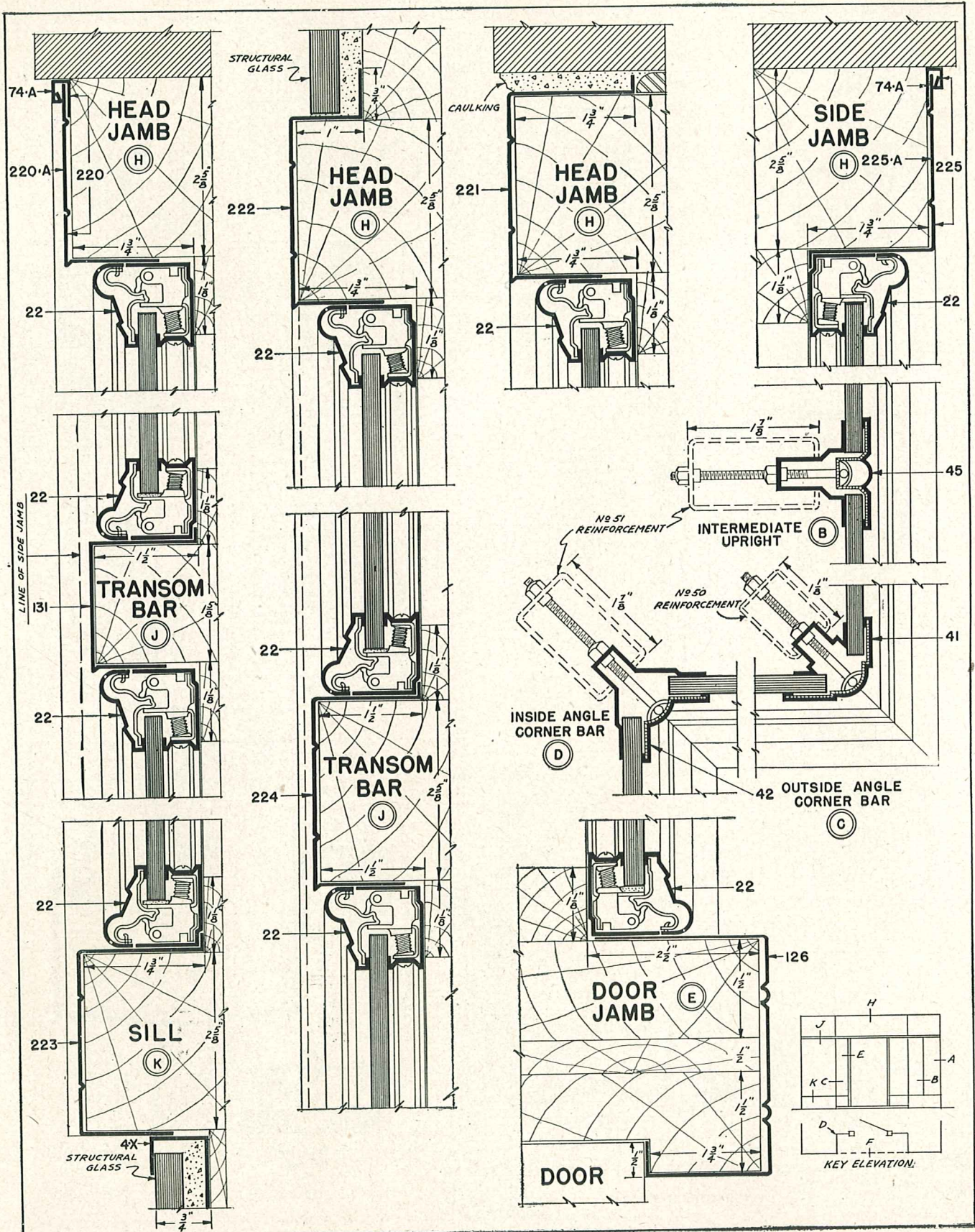








# DETAILS OF HEAD-SIDE AND DOOR JAMB AND TRANSOM BARS



Drawings above shown at one half full size

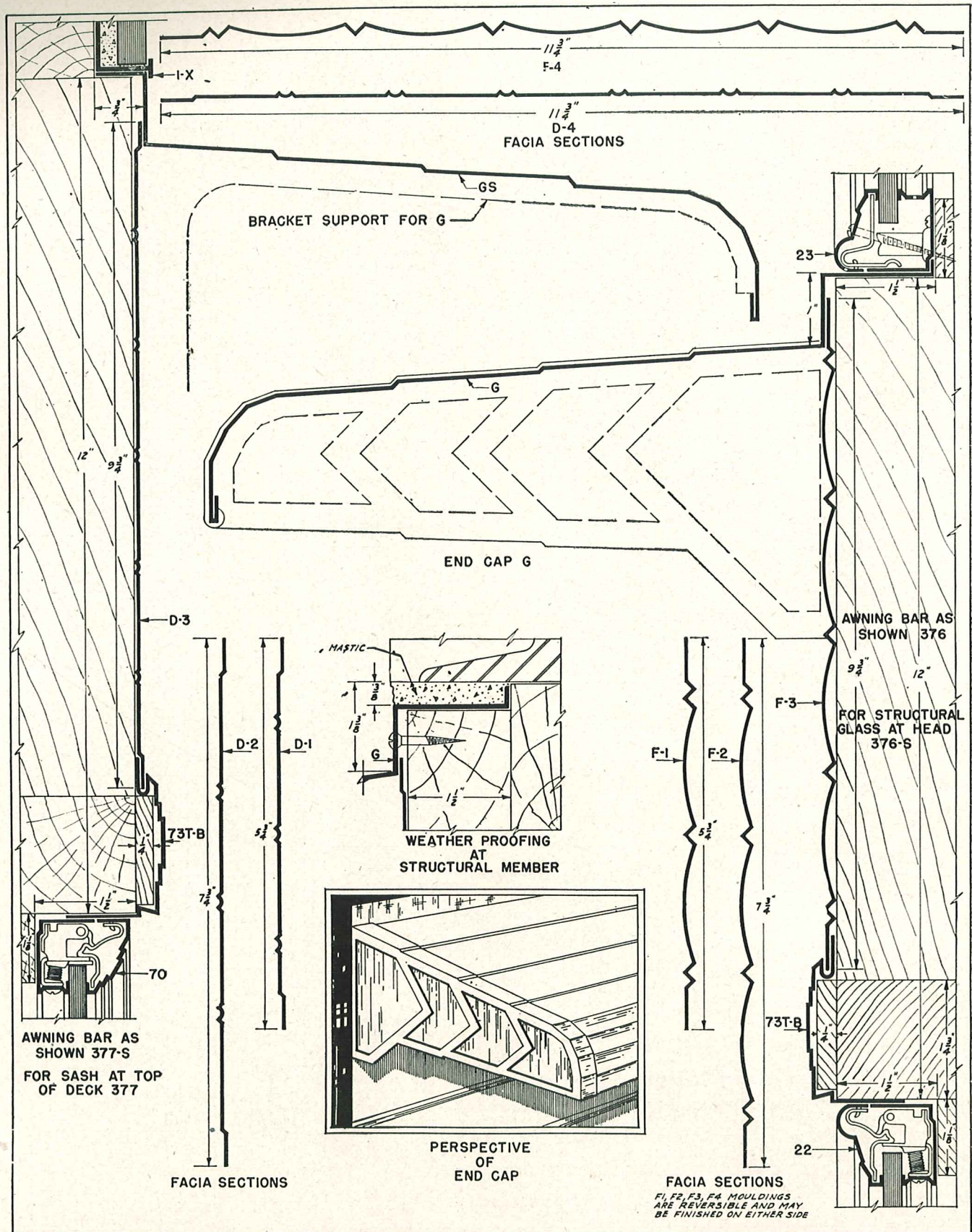








# DETAILS OF FACIA SECTIONS AND AWNING BAR



Drawings above shown at one half full size



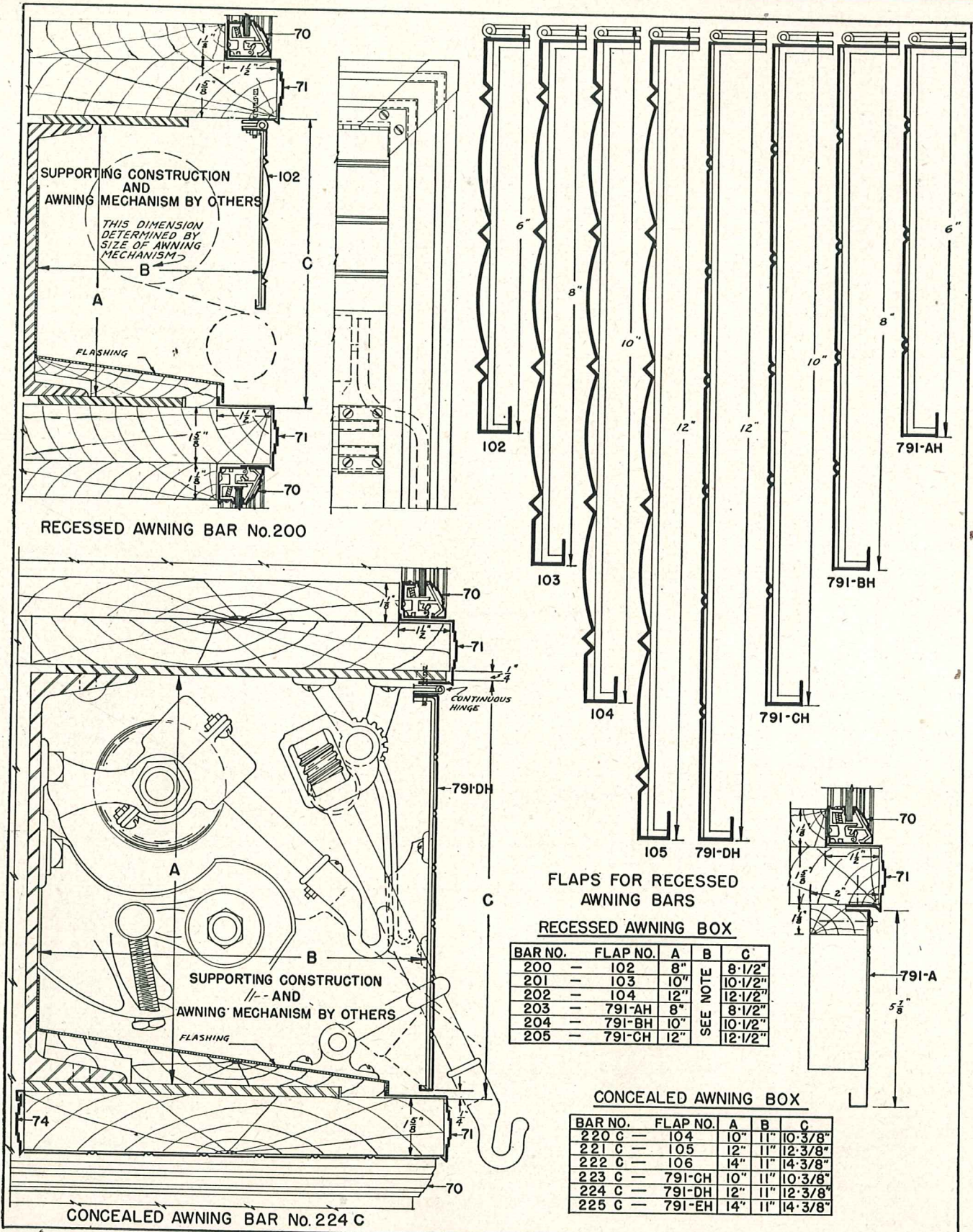


**DETAILS OF RECESSED AND CONCEALED  
AWNING BARS AND FLAPS**

**"HIMCO"**

**SHOW CASES  
FOR THEATRE  
DISPLAYS**

Sect.  
**A**



RECESSED AWNING BAR No.200

CONCEALED AWNING BAR No. 224 C

FLAPS FOR RECESSED  
AWNING BARS

RECESSED AWNING BOX

BAR NO.	FLAP NO.	A	B	C
200	102	8"	8 1/2"	10 1/2"
201	103	10"	12 1/2"	14 3/8"
202	104	12"	10 3/8"	12 3/8"
203	791-AH	8"	8 1/2"	10 1/2"
204	791-BH	10"	10 1/2"	12 1/2"
205	791-CH	12"	12 1/2"	14 3/8"

SEE NOTE

CONCEALED AWNING BOX

BAR NO.	FLAP NO.	A	B	C
220 C	104	10"	11"	10 3/8"
221 C	105	12"	11"	12 3/8"
222 C	106	14"	11"	14 3/8"
223 C	791-CH	10"	11"	10 3/8"
224 C	791-DH	12"	11"	12 3/8"
225 C	791-EH	14"	11"	14 3/8"

Drawings above shown at one half and one quarter full size











# "HIMCO"

## EXTRUDED SECTIONS STORE FRONT CONSTRUCTIONS

### Made in Extruded Alumilited Aluminum and Bronze RUBBER CUSHION AND NEW SPRING CONTROLLING CLIP

The Resilient Rubber Cushions incorporated in both the face and gutter extruded members of the sash, provide a strong, steady but velvet like grip for the glass and practically eliminates glass breakage. They compensate for inequalities in glass thickness, permitting the glass to expand and contract freely and dampening sudden shocks, as from slamming of doors, vibration or gusts of wind or vacuum. The rubber is of special long life composition and does not deteriorate. In addition, the more or less constant movement of the glass keeps the rubber alive.

The Spring Controlling Clip adds additional safety and resiliency to the fastening of the face members.

### PATENTED INVISIBLE SCREW AND DRAW FASTENING

Illustrated to the right is the method of securing the face plate to the gutter member of the sash. In the new section the indirect draw presses against the new spring clip instead of solid extruded metal as in the old section. While holding the glass firmly, less pressure is exerted on the glass. The setting screws, which cannot work loose, are easily available for setting the glass, yet are invisible from the exterior.

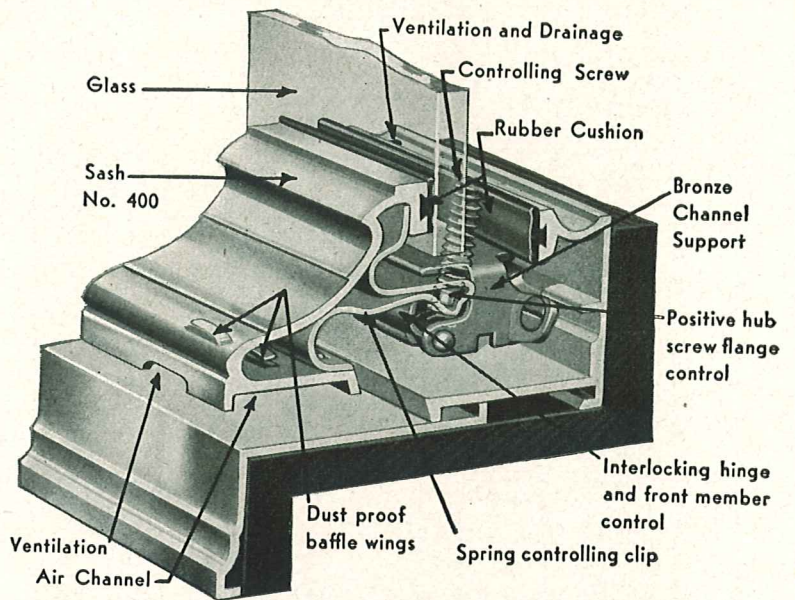
### DESIRABILITY OF EXTRUDED SHAPES FOR FINEST TYPES OF STORE FRONT CONSTRUCTIONS

The use of extruded shapes for glass settings allows the use of wider and more architectural types of mouldings than is possible in rolled sections. The facings are held with invisible screws and the mitres are made with hair line fittings, and without joint caps.

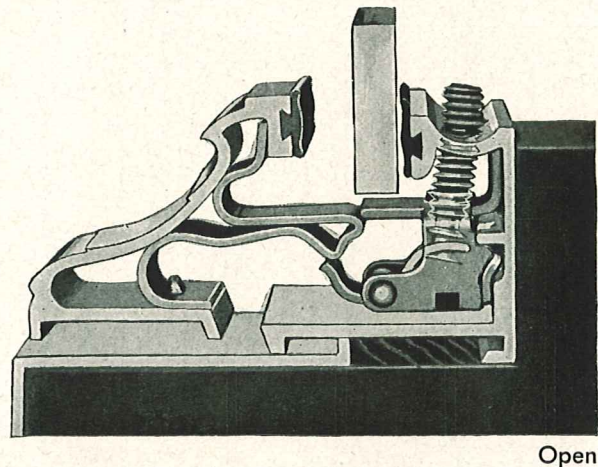
### FINISHES

The Alumilite finish on the extruded aluminum alloy is of the very finest quality and is applied in our own plant. The polished bronze is also protected with a wax finish when shipped.

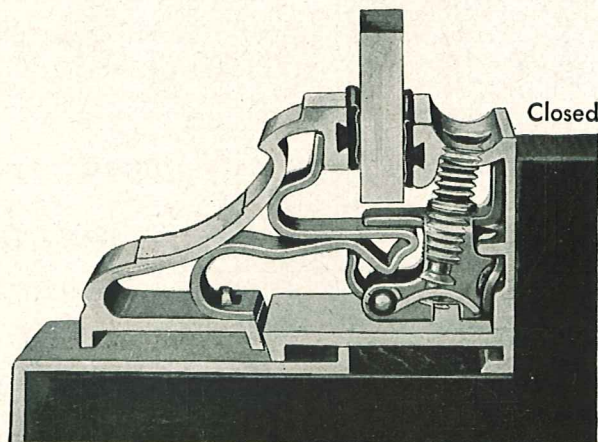
## PATENTED SETTING FEATURES



SECTION SHOWING CONSTRUCTION WITH  
RUBBER CUSHIONS AND SPRING CONTROLLING CLIP



Open



Closed

NO. 400 SETTING SHOWING THE  
OPERATING OF THE SETTING SCREWS



# AN UNUSUAL TEST FOR THIS CONSTRUCTION

## STANDS UP AGAINST TESTS OF FLOOD AND HURRICANE

The "Himco" 400 Rubber Cushioned Extruded Setting was tested under extremely severe conditions during the two recent floods in Providence, R. I. The store of Roxy Clothes in the Narragansett Hotel, in that city, survived the flood in 1936 and again during the flood and hurricane of September 21, 1938 when the flood waters reached over half way up the windows as shown in the photograph.

## A REMARKABLE RECORD

Out of 22 lights of glass in the Roxy Store, including those in the doors, only 2 small lights were cracked but not washed

out. The large lights shown in the photograph are 15 ft. long and 8 ft. 6 in. high. The only damage done to the lights was the scratching of the painted signs on the inside of the glass. Eye witnesses said that the large lights acted like bellows moving in and out from the pressure of the water against them.

We have been told that practically every other large light of glass within a radius of half a mile of this store was washed or blown out during the 1938 flood and hurricane.


## THIS TEST AFTER 8 YEARS OF SERVICE

The original glass installation was made in this store in 1930. Since that time only 2 lights have been replaced. These were accidentally broken by window dressers.



At Left: Showing the windows of the Roxy Clothing Store, Providence, R. I., at full flood during the flood and hurricane, September 21, 1938.

Below: The same windows several days after the flood. Out of a total of 22 lights, only 2 were broken.






# EXTRUDED 400 SERIES


## GENERAL DESCRIPTIONS OF EXTRUDED SETTINGS



**Typical store modernization in an old building**



**Special handling of large glass areas using the division bars of the "400" Series**



**Detail of the "401" Setting in a typical show window**

### ARCHITECTURAL SETTINGS FOR FINEST WORK

**NOS. 400, 400R AND 464**

**NOS. 401, 401R AND 465**

These settings offer three groups of well designed facings members suitable for practically any design of modern store front. The settings have large face members of fine architectural character and are made for a complete store front construction in each design.

They are made for two types of use in connection with the surrounding building facing, such as structural glass, marble, metal, etc., as follows:

(1) Nos. 400, 400R, and 464 have an extruded, moulded metal frame member, which extends beyond the edge of the wall facing to form a continuous metal frame around the entire opening.

(2) On Nos. 401, 401R, and 465 the bottom member of the glass setting is brought just back of the face of the wall surfacing material and protects the edge of it without overlapping or making a frame around the store window opening.

### SMALLER EXTRUDED SETTINGS, FOR STORE FRONTS COSTING SLIGHTLY LESS

**NOS. 402 AND 462**

**NOS. 403 AND 463**

These settings have all the special features which the larger sections have but cost slightly less. They also allow the face of the plate glass to be brought closer to the face of the building than the larger settings.

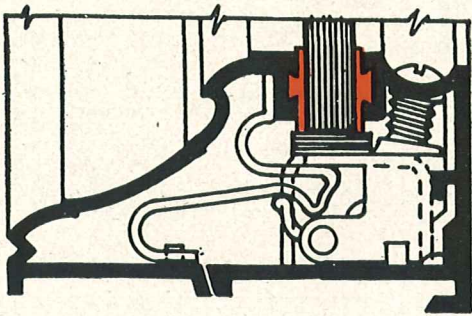
They are made in two designs and for two conditions with relation to the face of the wall surfacing as described above.

(1) Nos. 402 and 462 have a frame section which covers the edge of the wall facing material and from the entire window opening.

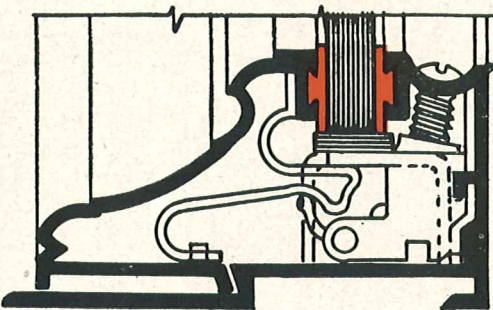
(2) On Nos. 403 and 463 the edge of the wall facing is protected but does not make a covering from around the window opening.



NOS. 400 AND 401 GLASS SETTINGS

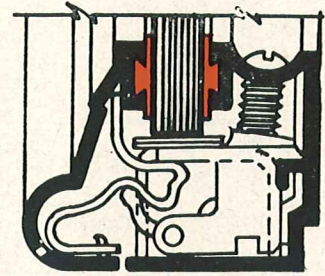


No. 400 Setting

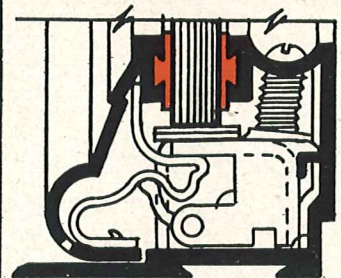


No. 401 Setting  
For Use with Structural Glass

NOS. 402, 403

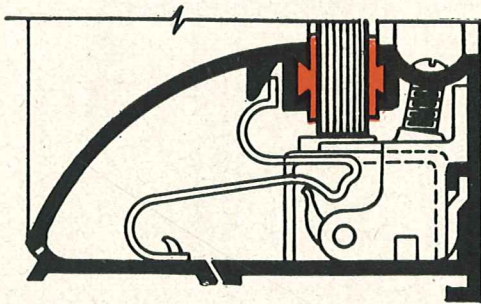


No. 402 Setting

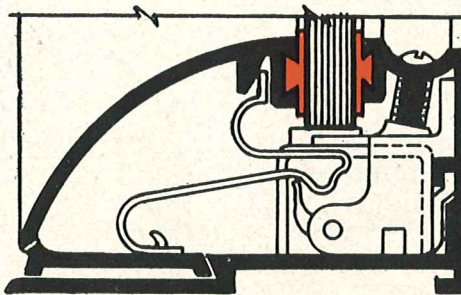


No. 403 Setting  
For Use with Structural Glass

NOS. 400R AND 401R GLASS SETTINGS

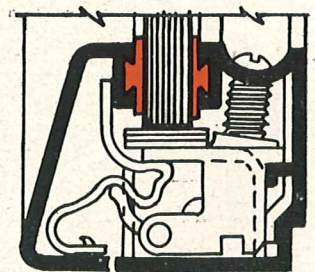


No. 400R Setting

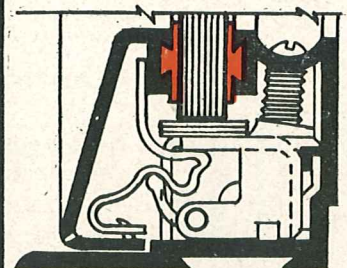


No. 401R Setting  
For Use with Structural Glass

NOS. 462, 463

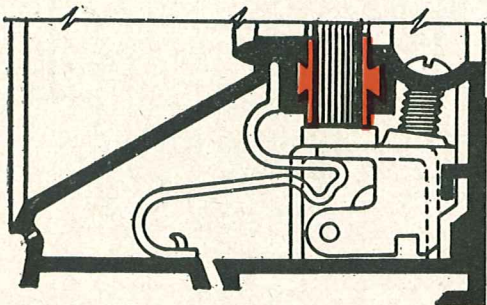


No. 462 Setting

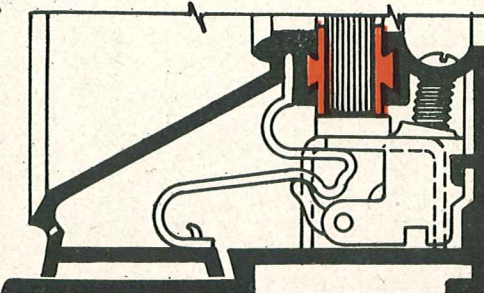


No. 463 Setting  
For Use with Structural Glass

NOS. 464 AND 465 GLASS SETTINGS



No. 464 Setting



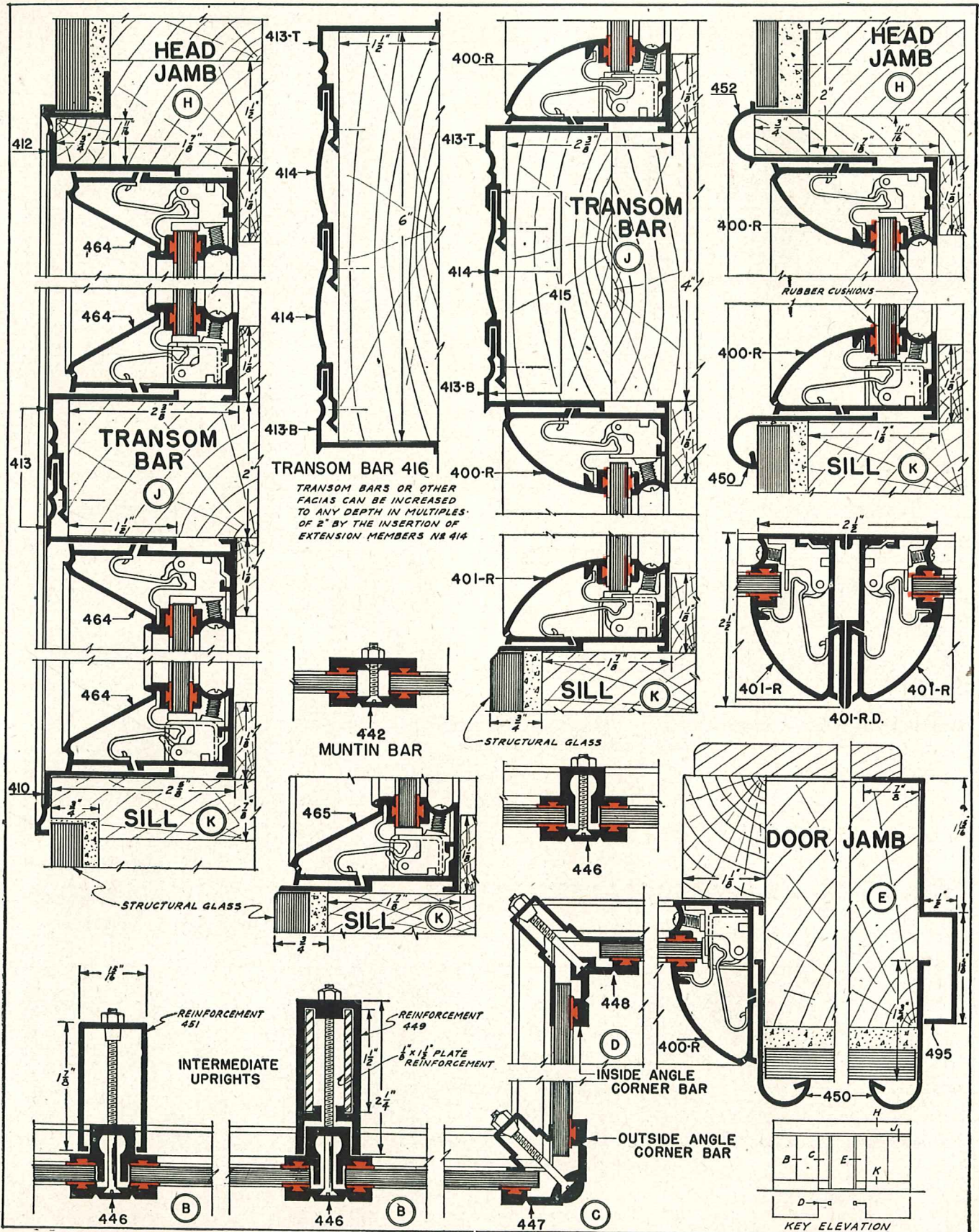
No. 465 Setting  
For Use with Structural Glass

Sections above shown at full size

Color indicates Rubber Cushions



# NOS. 464, 465, 400R AND 401R GLASS SETTINGS



Drawings above shown at one half full size

Color indicates Rubber Cushions



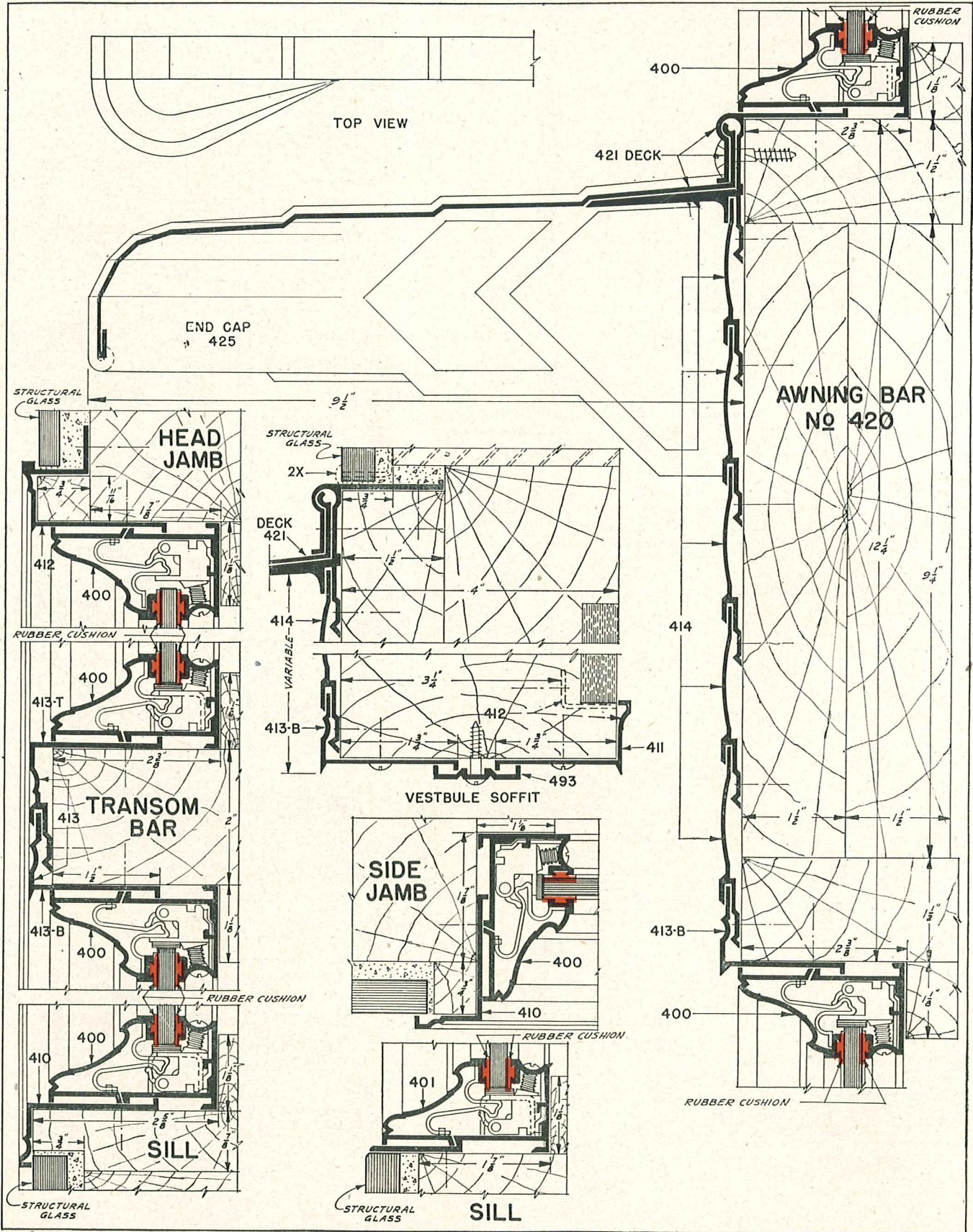


**NO. 400 GLASS SETTING  
AWNING BAR AND HOOD**

**"HIMCO"**

**EXTRUDED  
STORE FRONT  
CONSTRUCTIONS**

Sect.  
**B**



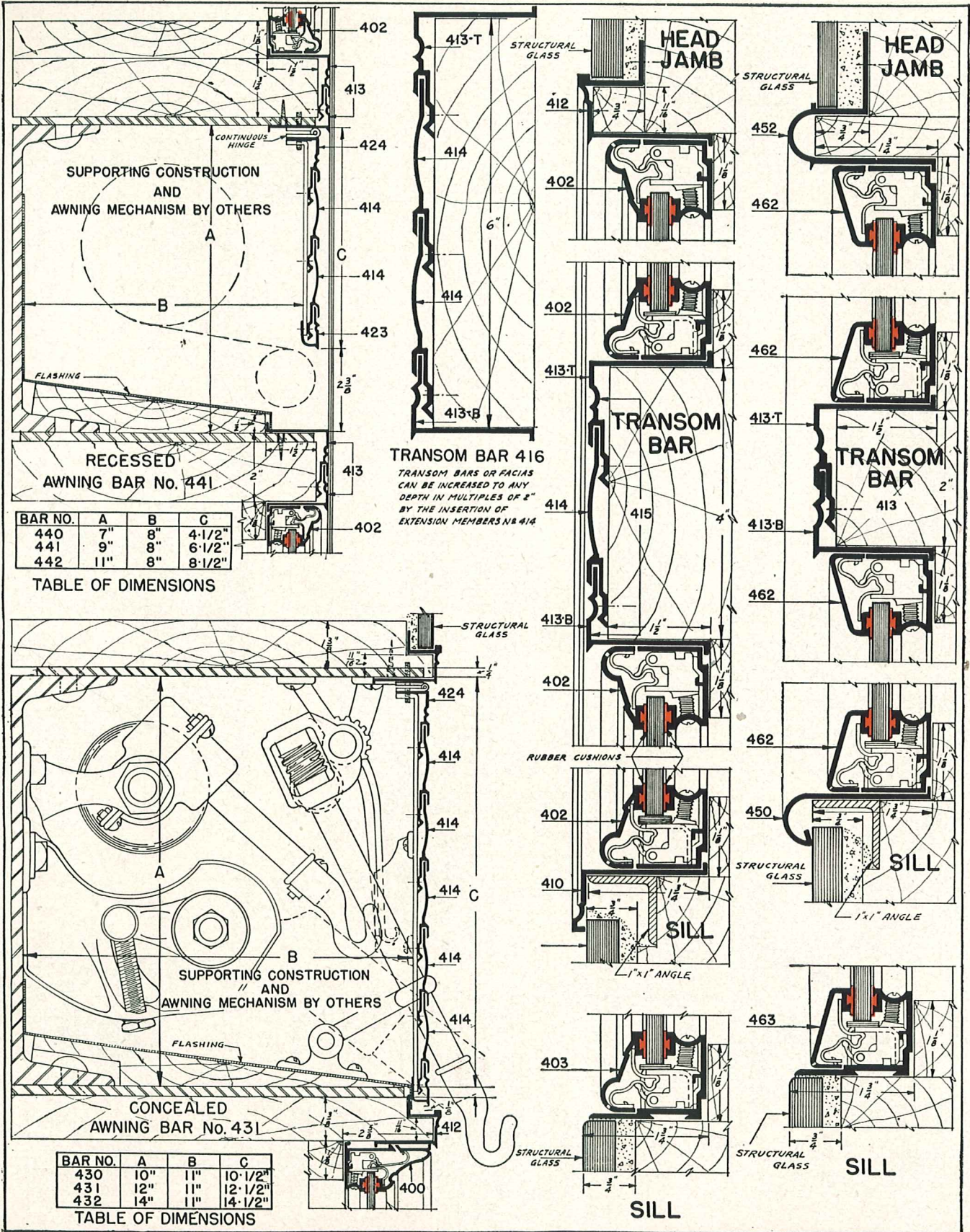
Drawings above shown at one half full size.

Color indicates Rubber Cushions



# TRANSOM BAR AND AWNING POCKET DETAILS

Sect.  
**B**



BAR NO.	A	B	C
440	7"	8"	4-1/2"
441	9"	8"	6-1/2"
442	11"	8"	8-1/2"

TABLE OF DIMENSIONS

**TRANSOM BAR 416**  
TRANSOM BARS OR FACIAS CAN BE INCREASED TO ANY DEPTH IN MULTIPLES OF 2" BY THE INSERTION OF EXTENSION MEMBERS NR 414

BAR NO.	A	B	C
430	10"	11"	10-1/2"
431	12"	11"	12-1/2"
432	14"	11"	14-1/2"

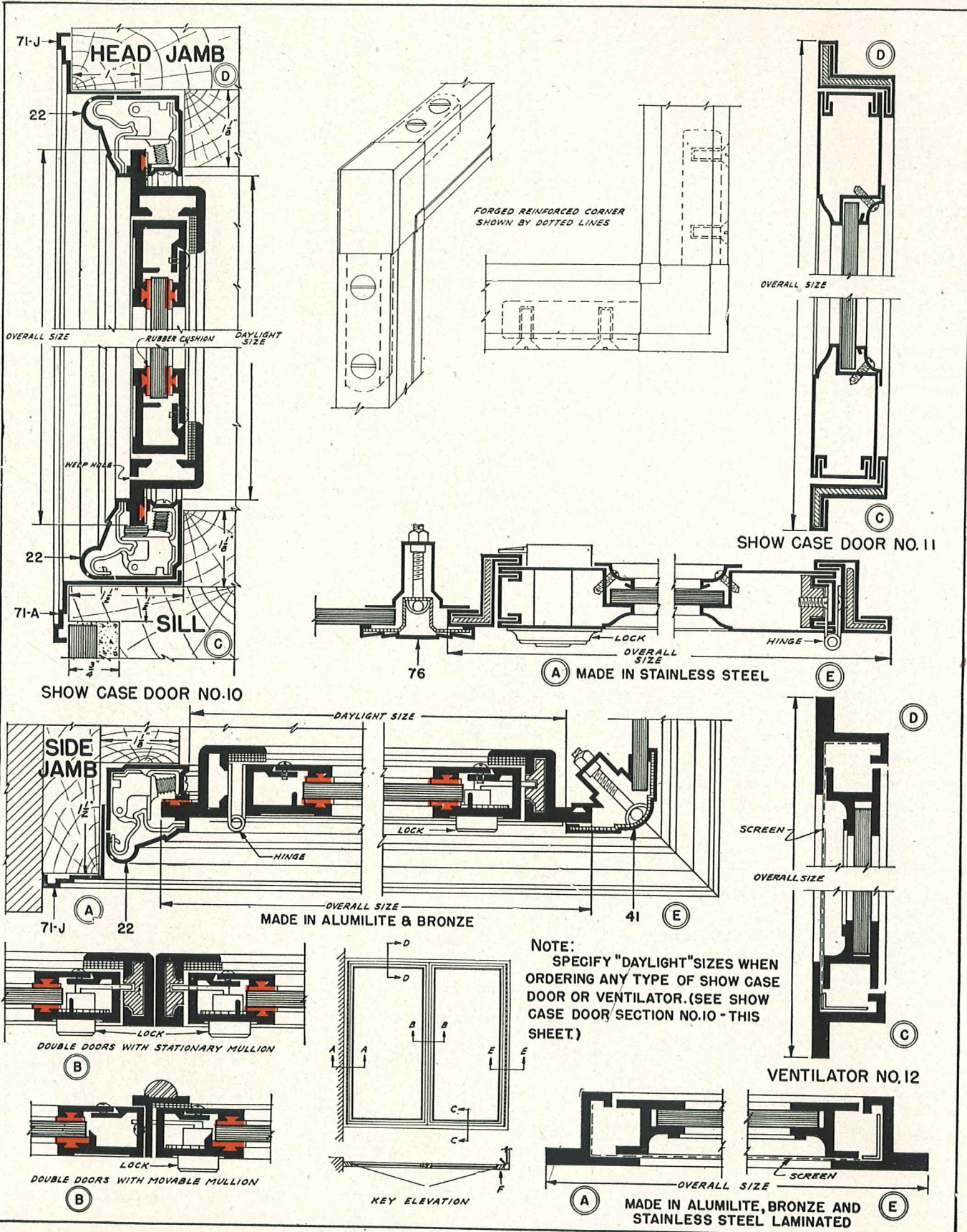
TABLE OF DIMENSIONS

Drawings above shown at one half and one quarter full size

Color indicates Rubber Cushions









# "HIMCO"

## SNAP-ON MOULDINGS

### FOR DECORATIVE EFFECTS AND COVER MOULDS OVER JOINTS OF SHEET MATERIALS

The effectiveness of stainless mouldings or bands in modern decoration and design is often desired but in many cases the cost is prohibitive. "Himco" now offers Non-tarnishable Stainless Laminated Snap-on Moulding within the same price range as copper, bronze or aluminum.

### STAINLESS LAMINATED MOULDINGS

They are non-tarnishable and made of Stainless Steel 18-8 laminated over a non-corrosive base. They present exactly the same appearance as solid stainless at a fraction of the cost. They require no polishing of any description.

### OTHER METALS AND SHAPES

"Himco" Snap-on Mouldings are also made in Aluminum, solid Stainless Steel and Bronze. Brass and Copper mouldings will be made to order.

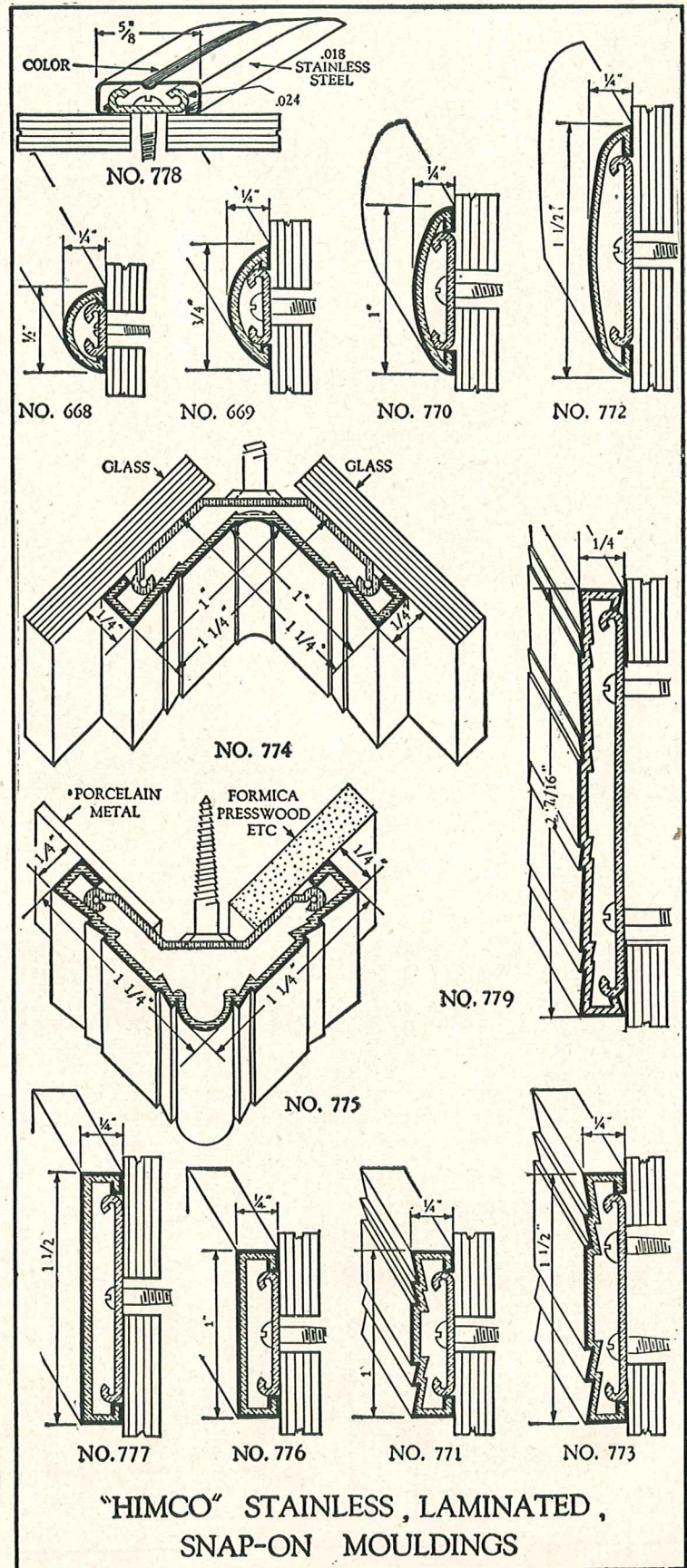
Curved or bent and circular shapes can also be made to order.

### INVISIBLE MEANS OF FASTENING

The beauty of decorative bands is spoiled when the means of fastening are visible. With "Himco" Mouldings a base fastening plate is secured in place over the joint between sheet materials or on flat surfaces. Then the finished moulding is snapped on over the base plate completely covering all nails and screws.

### "HIMCO" BRONZE SADDLES

These saddles are made of extruded bronze and aluminum. They come in 4", 5" and 6" widths and in lengths as ordered. They have a ribbed non-slip top surface.

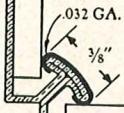


"HIMCO" STAINLESS, LAMINATED,  
SNAP-ON MOULDINGS

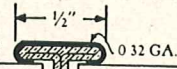




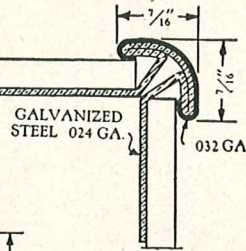
NOTE: CAP OR END MouldING NO. 781 AND INSIDE CORNER MouldING NO. 781 MAY BE USED IN COMBINATION WITH ANY OF THE COUNTER EDGINGS SHOWN BELOW FOR SINK ENCLOSURES



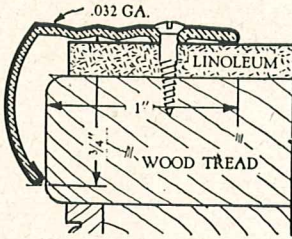
NO. 781 INSIDE CORNER MouldING



NO. 782 DIVIDING STRIP MouldING

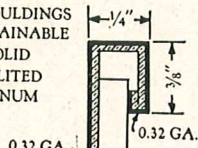


NO. 783 OUTSIDE CORNER MouldING



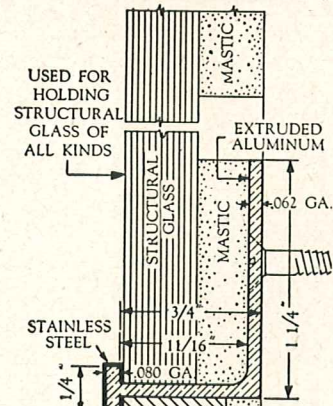
NO. 784 STAINLESS LAMINATED STAIR NOSING

THESE MouldINGS ALSO OBTAINABLE IN SOLID ALUMILITED ALUMINUM



NO. 780 CAP OR END MouldING

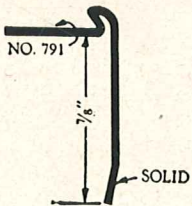
MouldINGS FOR USE WITH WALLBOARD AND PLYWOOD PARTITIONS, ETC.




USED FOR HOLDING STRUCTURAL GLASS OF ALL KINDS

MADE IN METALS AS FOLLOWS  
 IX-ALUMINUM EXTRUDED  
 IXB-BRONZE LAMINATED  
 IXL-LAMINATED STAINLESS  
 BLACK ALUMICROXITE


EXTRUDED SECTION IN STAINLESS LAMINATED STEEL FOR STRUCTURAL GLASS OR PORCELAIN ENAMEL




NO. 791



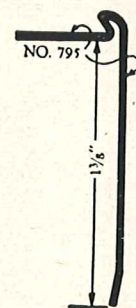
NO. 792




NO. 793



NO. 794

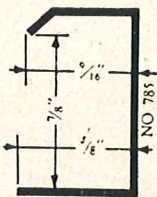


NO. 795

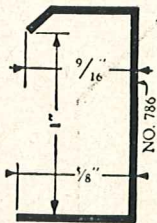


NO. 796

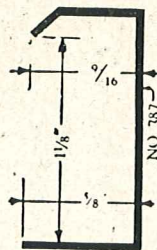
SOLID ALUMILITED ALUMINUM AND STAINLESS STEEL COUNTER EDGINGS



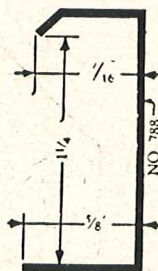
NO. 785



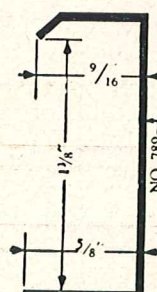
NO. 786



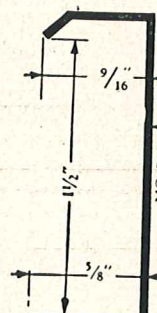
NO. 787



NO. 788



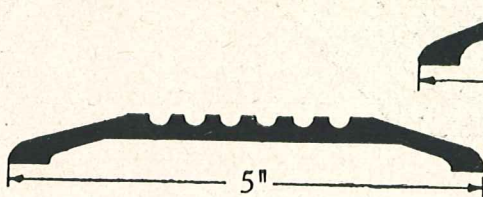


NO. 789



NO. 790

SOLID ALUMILITED ALUMINUM AND STAINLESS STEEL COUNTER EDGINGS



EXTRUDED SADDLES  
 AVAILABLE IN BRONZE AND ALUMINUM





**store front construction**

**Himco**

