May - 2024

Anatomy of a Barn

Your Guide to Pacific Northwest Types, Styles & Character Defining Features + Silos

Michael Houser,
WA State Architectural Historian

Barn

Elements

Elements

Wing vs. Ell vs. Lean-to

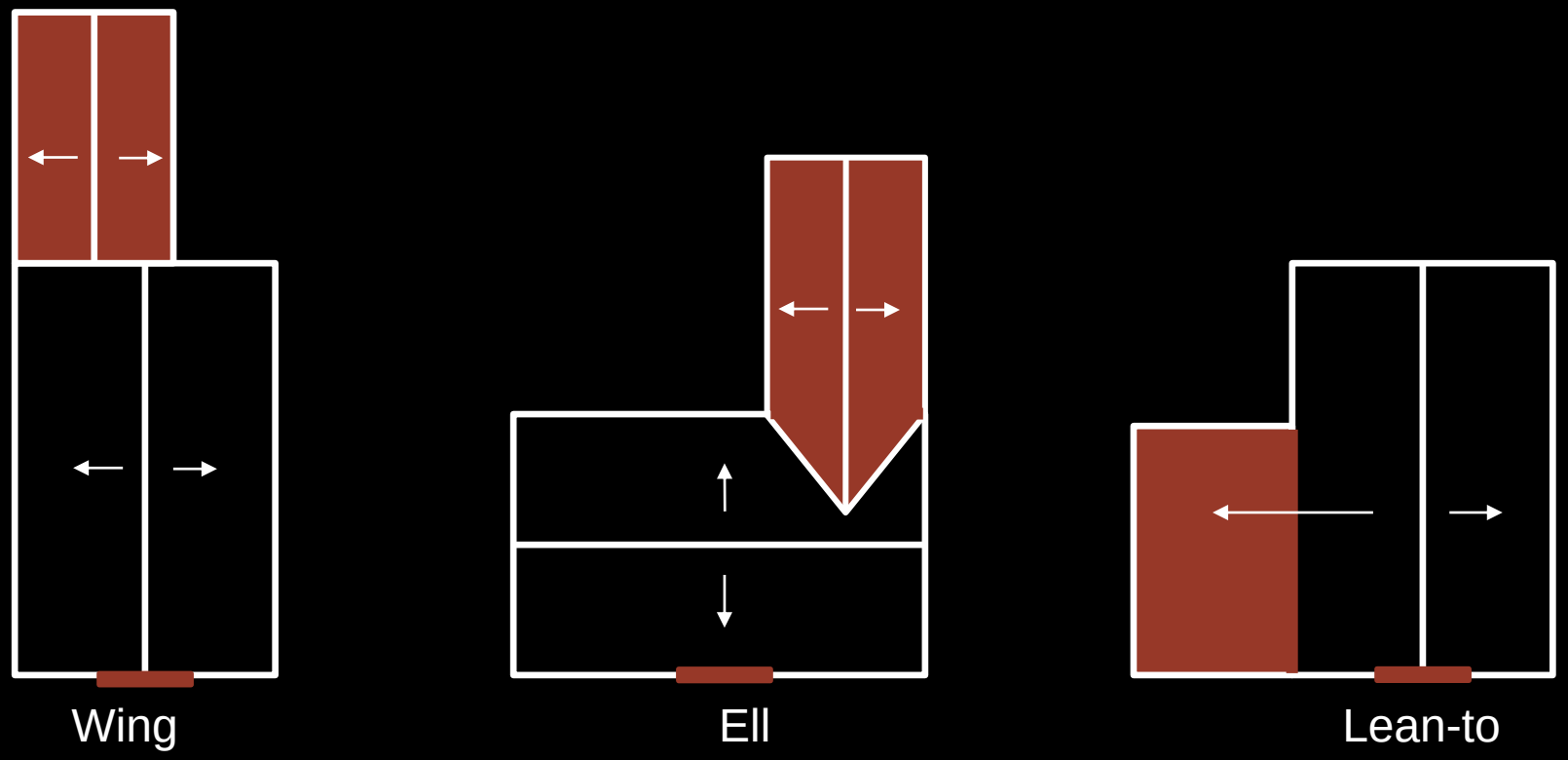

Barn Plan View

Barn

Forms and Types

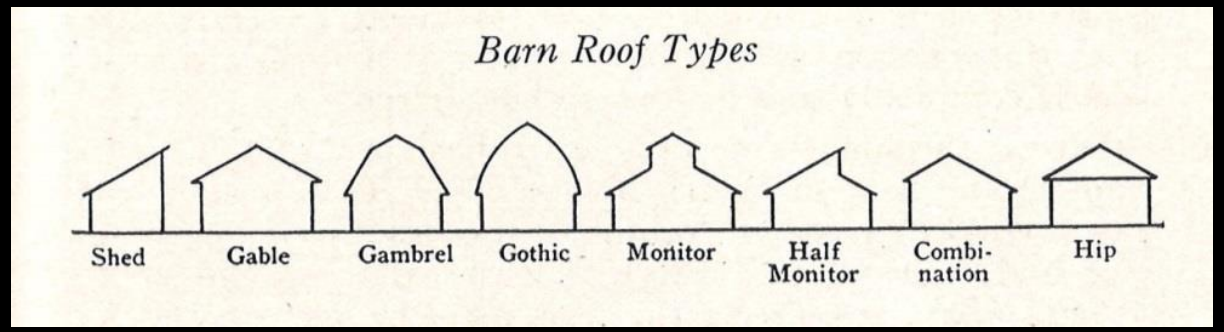

Barn

Classification System

Can be based on:

- Use/Purpose,
- Plan and shape,
- Framing system,
- Roof form ← *WA State method*



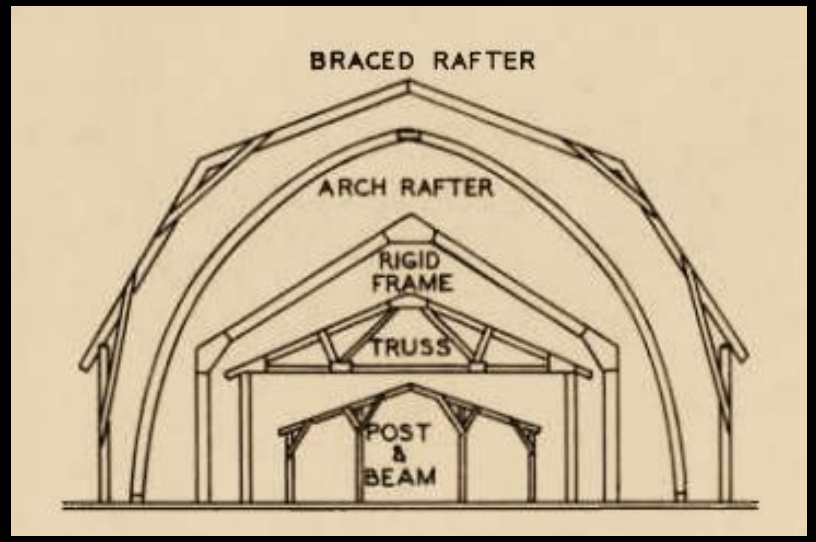

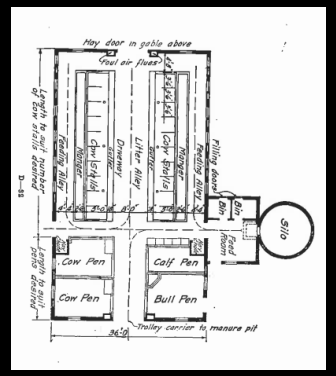

Barn - Forms & Types

Gable (English / Yankee Barn)

Shed, OR

Boyd, OR

Champoeg State Park, OR

Graham, WA

Gable (English / Yankee Barn)

Adams County, WA

Fox Island, WA

Peirce County, WA

Lincoln County, WA

Skagit County, WA

Dayville, OR

Barn - Forms & Types

Salt Box (integrated lean-to)

Dayton, WA

Pierce County, WA

Spokane County, WA



Wallowa Valley, OR



Brownsville, OR

Salt Box (integrated lean-to)

Anderson Island, WA

Philomath, OR

Finley National Wildlife Refuge, Benton County, OR

Waitsburg, WA

Poulsbo, WA

Dutch Barn (roof projecting down to 1st floor)

Stevens County, WA

Dufur, OR

Benton County, OR

LaPine, OR

Snohomish County, WA

Dutch Barn (roof projecting down to 1st floor)

Labanon, OR

Colfax, WA

Skagit County, WA

Victor Point, OR

Barn - Forms & Types

Broken Gable (Gable with High Lean-tos)

Klamath Falls, OR

Walla Walla, WA

Edgewood, WA

San Juan County, WA

Hayward, OR

Broken Gable (Gable with High Lean-tos)

Diamond, OR

Eastonville, WA

Deschutes County, OR

Walla Walla County, WA

Barn - Forms & Types

Gable-on-Hip

Drake Crossing, OR

Snohomish, WA

Coupeville, WA

Burnt Wood, OR

Gable-on-Hip

Walla Walla County, WA

Molalla, OR

Weston, OR

Dufur, OR

San Juan County, WA

Barn - Forms & Types

English Gambrel

Thurston County, WA

Ellensburg, WA

Donald, OR

Enterprise, OR

Lynden, WA

English Gambrel

Tangent, OR

Columbia County, WA

Alderton, WA

Lincoln County, WA

Barn - Forms & Types

Dutch Gambrel (note flare at eave line)

Fairfield, WA

Milton, WA

Grays Harbor, WA

Scappose, OR



Salem, OR

Willamette Valley, OR

Dutch Gambrel (note flare at eave line)

Woodburn, OR

Puyallup, WA

Lakeview, OR

Troutdale, OR

Island County, WA

Barn - Forms & Types

Gambrel w/Lean - To

Pierce County, WA

Yakima County, WA

Mount Vernon, WA

Elgin, OR

Deer Park, WA

Gambrel w/Lean - To

Graham, WA

Scholls, OR

Snohomish County, WA

Sheridan, OR

Barn - Forms & Types

Hip

Coupeville, WA

Condon, OR

Moxee, WA

Barn - Forms & Types

Gothic (pointed arch roof truss)

Tacoma, WA

Willamette Valley, OR

Lacey, WA

Vancouver, WA

Wilbur, WA

Gothic (pointed arch roof truss)

Stayton, OR

Bend, OR

Colfax, WA

Uniontown, WA

Weston, OR

Bow / Rainbow Truss

(note completely arched trusses)

King County, WA

Pullman, WA

Sedro Wooley, WA



Satsop, WA



Ridgefield, WA

Barn - Forms & Types

Western Barn/Monitor Barn

Joseph, OR

Pousbo, WA



Wasco, OR

Yakima County, WA

Skagit County, WA

Western Barn/Monitor Barn

Stanwood, WA

Joseph, OR

Linn County, OR

Burns, OR

Thurston County, WA

Barn - Forms & Types

Conical / Round / Centric Barns

Klickitat County, WA

Sisters, OR

Lostine, OR

Joseph, OR

Diamond, OR

St. Johns, WA

Conical / Round / Centric Barns

Lakeview, OR

Lookingglass, OR

Pullman, WA

Grandview, WA



Blachly, OR

Barn

Paint

HOMEGUARD SUPER QUALITY
BARN PAINT
This brilliant red, high gloss, top grade paint will protect your property for years. It is economical because it wears so long. Barn paint must provide maximum protection at minimum cost. Made from the finest ingredients available . . . assures great covering power and extreme durability. Each of its fine, balanced characteristics prove this to be, "a barn paint of real quality."
• INTERIOR GLOSS ENAMEL
• SEMI-GLOSS FINISH
• HOUSEHOLD ENAMEL
• DURA-TONE
• COLOR VARNISH
• AUTO ENAMEL
• EXTERIOR PAINT
• EXTERIOR TRIM
• PORCH & FLOOR ENAMEL
• SHINGLE STAIN
• IMPLEMENT ENAMEL
• BARN PAINT
GAMBLE STORES
MINNEAPOLIS
WESTERN STORES
LOS ANGELES
HOMEguard
SUPER QUALITY
PAINT FINISHES
FOR
EVERY SURFACE

LIFE IS COLORFUL DOWN ON THE FARM
Red, for the barn and sheds, stands out in colorful contrast to the surrounding country. Natural shingle roof and White trim. Garage, Colonial Yellow. Fence, White. Windmill, Aluminum paint.
Shades of green with white and gray make up this attractive scene! Verdi Green house with White trim. White barn has Silver Gray shingles and Dark Green trim. Garage and fence, White.
For your White house consider Light Blue trim, a Venetian Red roof, for an attractive color scheme. French Gray sheds have Venetian Red roofs. Fence is White. Colors blend together nicely!



Barn Paint

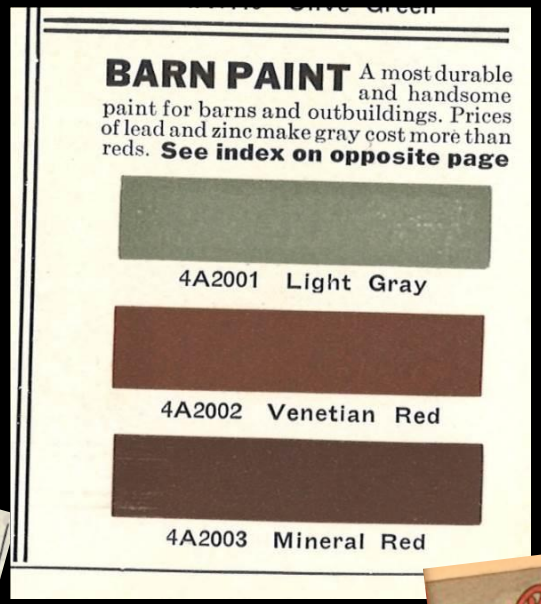

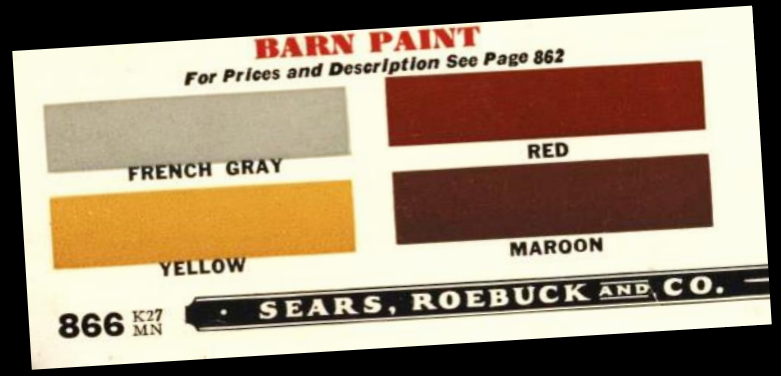

Sears & Roebuck Paint – 1932

Gordon-Van Tine Co. Catalogue – c.1924

Jim Brown's Bargain Book – 1936



Barn

Plans

- Farmer
- Itinerant Builder
- Architect
- Plan Service
- Extension Office
- Lumber Yard
- Factory Pre /Ready-Cut

Barn Plans Ready Cut



Sears & Roebuck - 1919

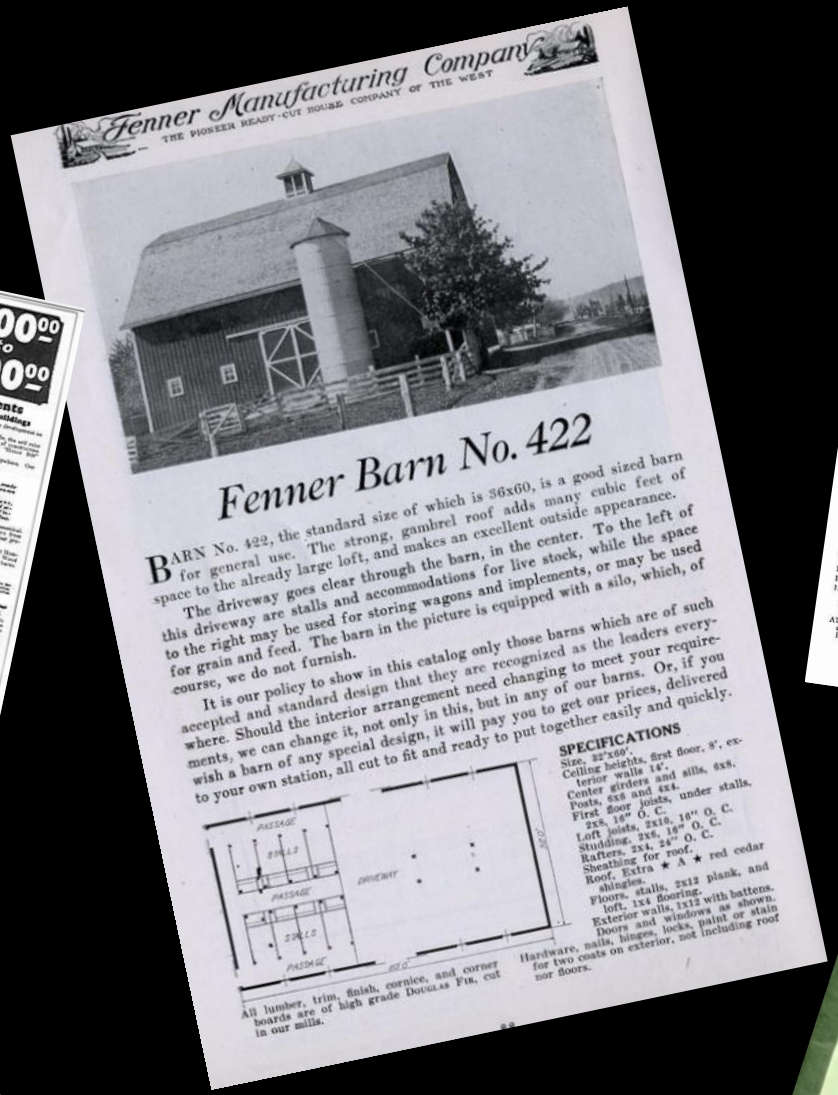

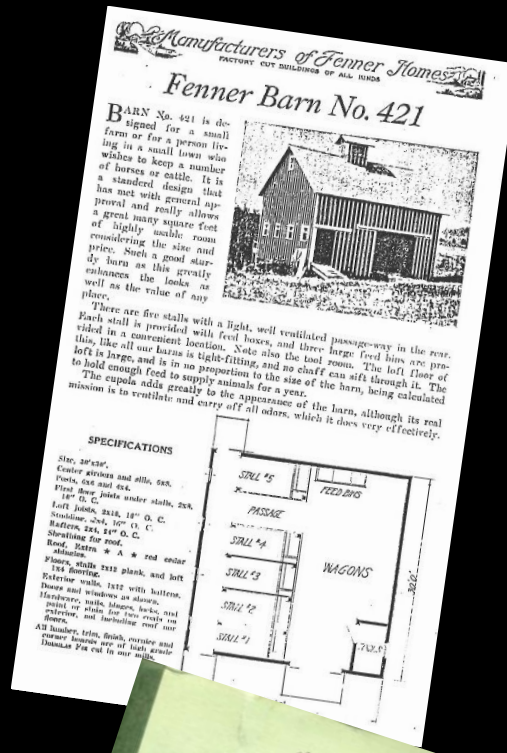

Fenner Manufacturing Co., Portland, OR - 1921

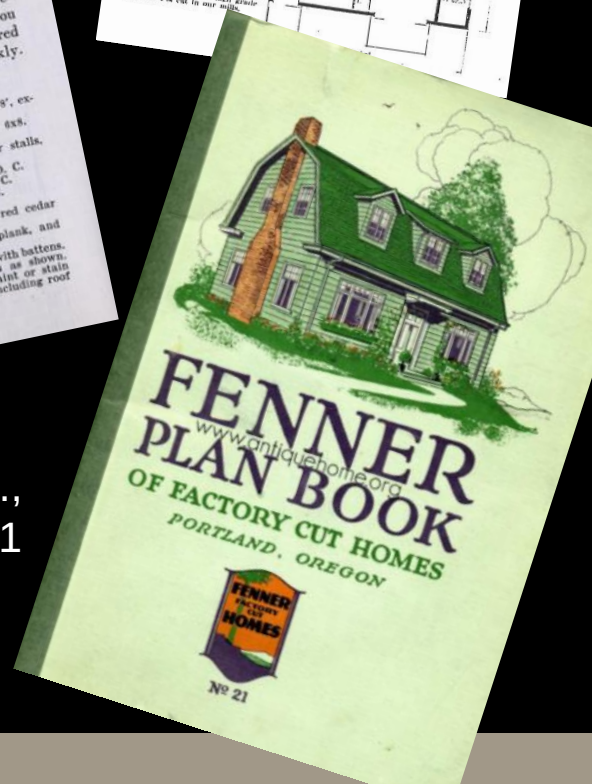

Gordon Van Tine- 1915

Barn Plans Extension Service

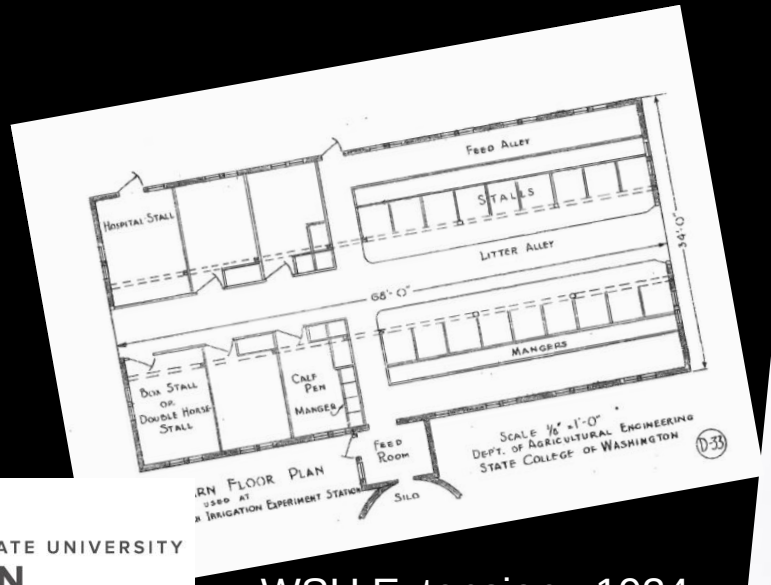

WSU Extension –1934

WASHINGTON STATE UNIVERSITY
EXTENSION

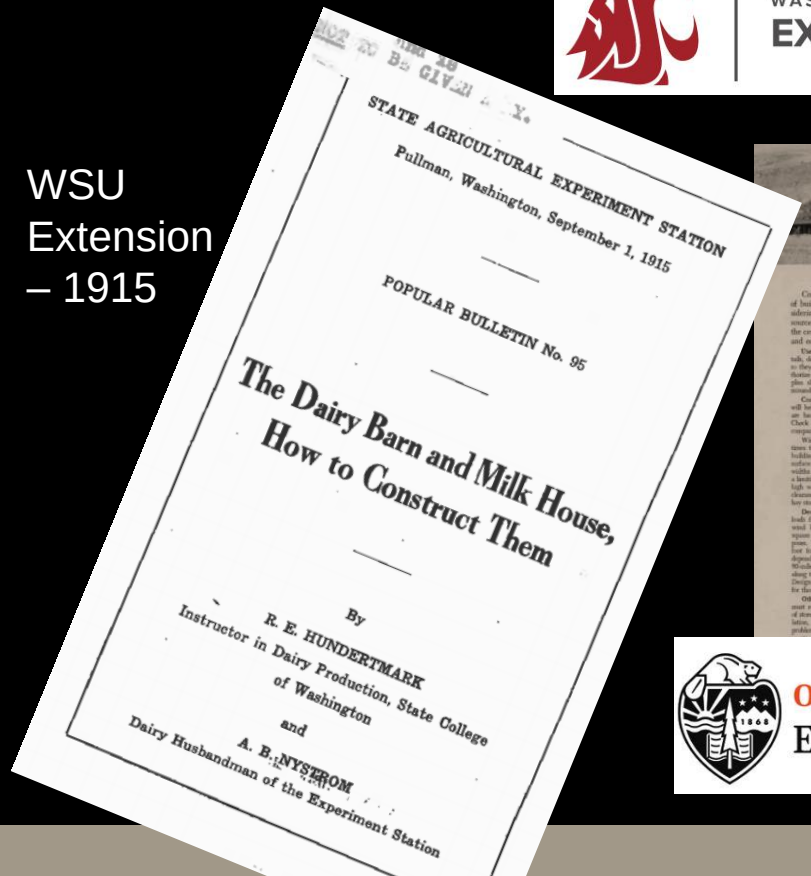

WSU Extension – 1915

Oregon State University
Extension Service

OSU Extension –1981

WSU Extension – 1953

Smith-Lever Act of 1914

Barn Plans Lumber Yard / Plan Service

Weyerhaeuser - 1946

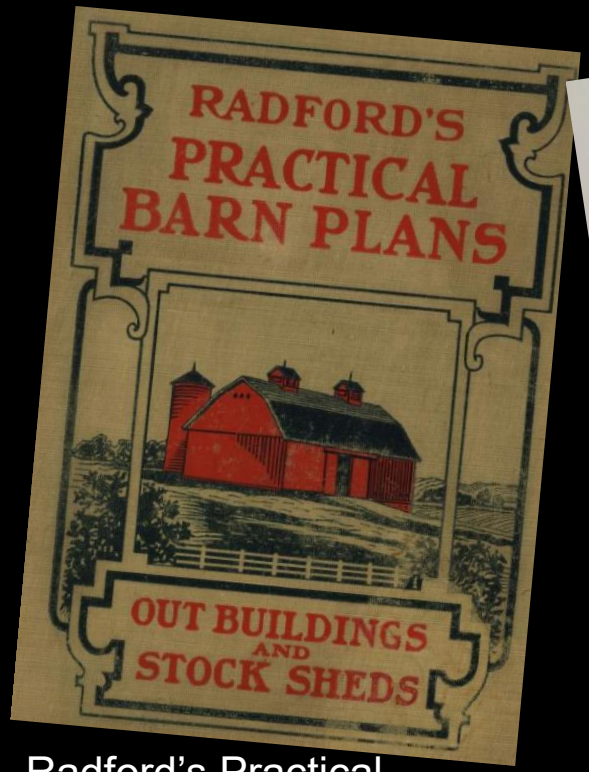

Radford's Practical Barns Plans – 1907

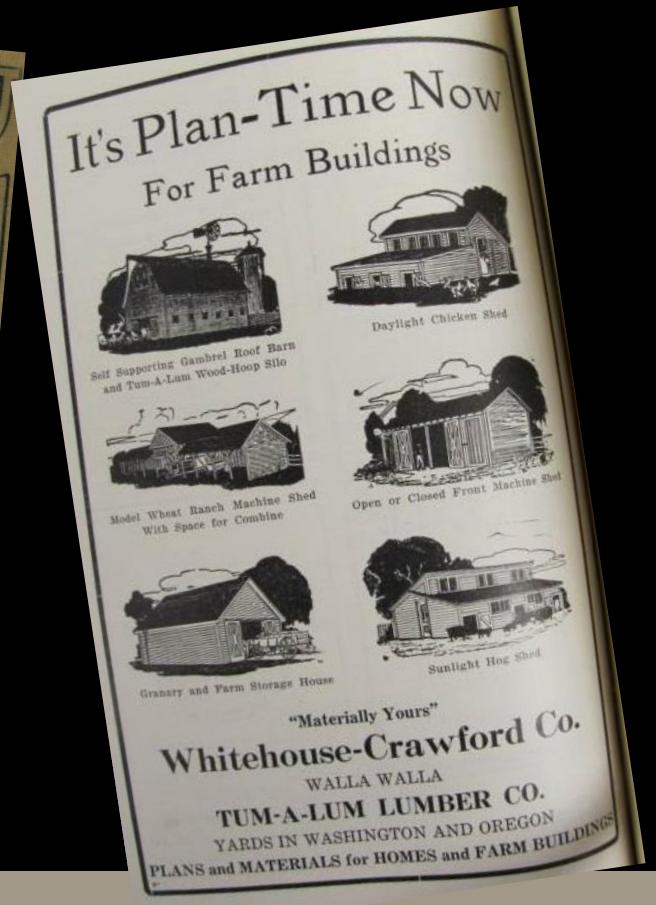

1881

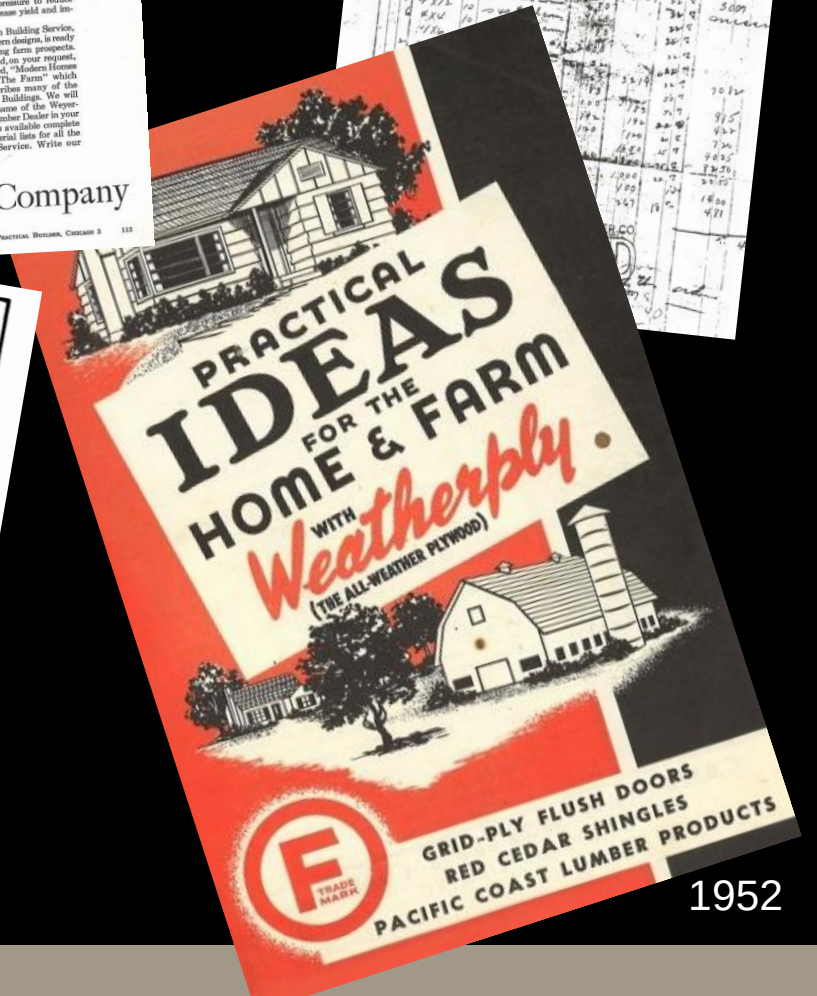

1952

Jamesway Co.

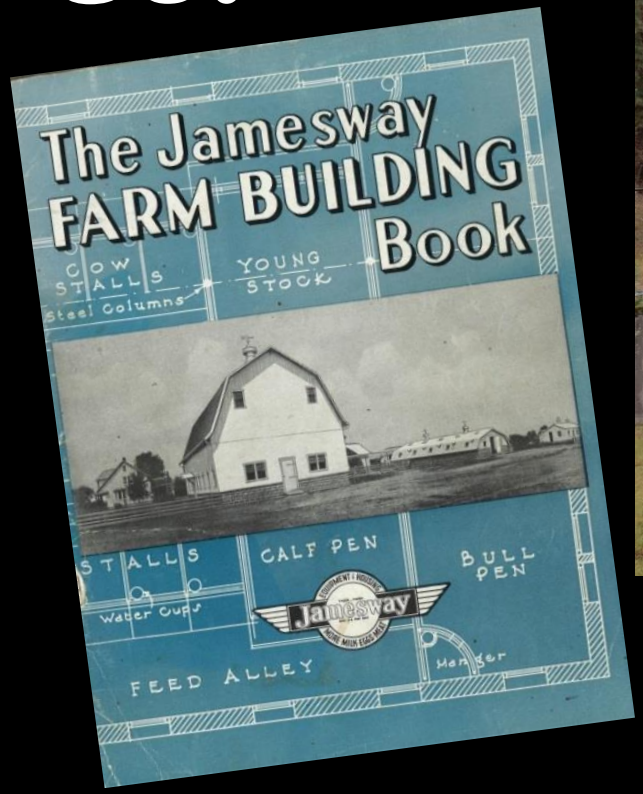

Rasala, WA



Barn

Roofing

- Wood Shake / Shingle
- Standing Seam
- Corrugated Metal
- Asphalt

Barn

Roofing – Wood Shingle / Shake

Red Cedar
Shingle Bureau
- 1924

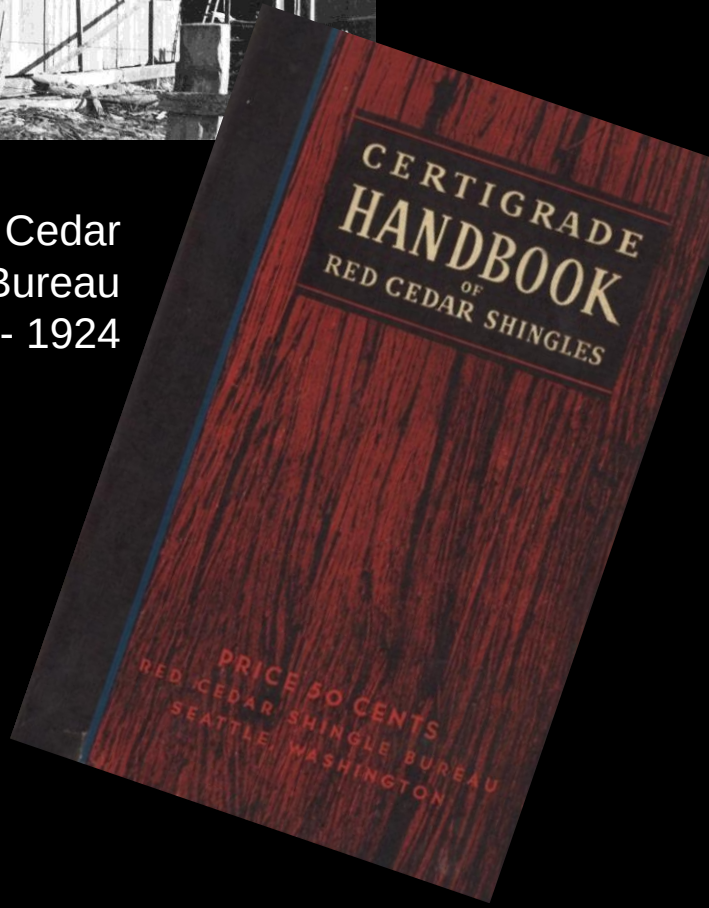

Barn

Roofing – Standing Seam

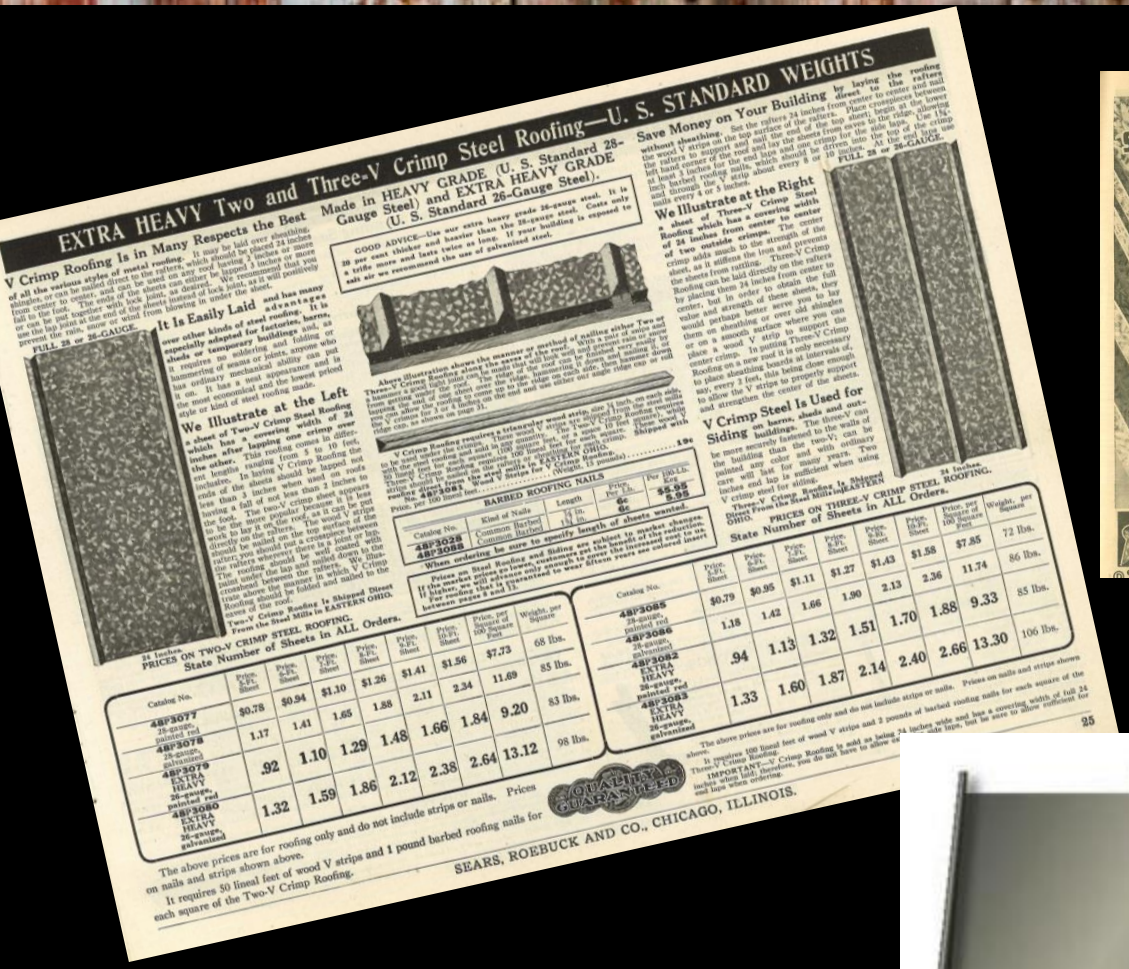

Sears & Roebuck Roofing Catalogue - 1908

Sears & Roebuck Roofing Catalogue - 1939

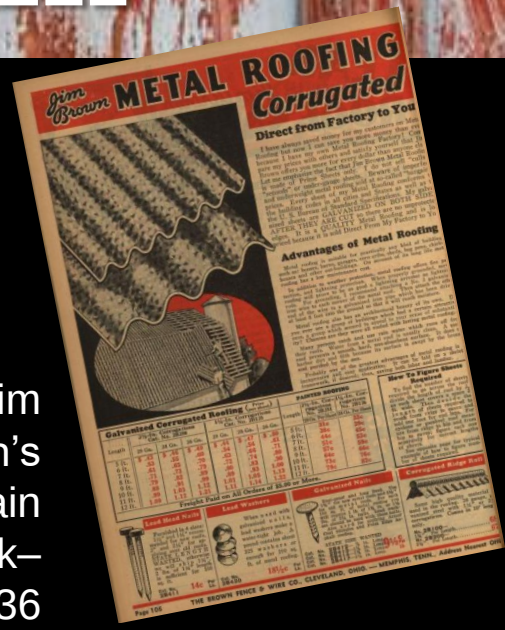

Jim Brown's Bargain Book– 1936

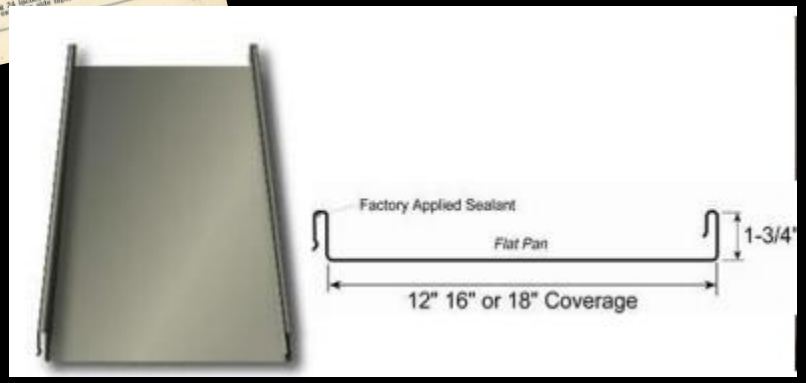

Barn

Roofing – Corrugated Metal

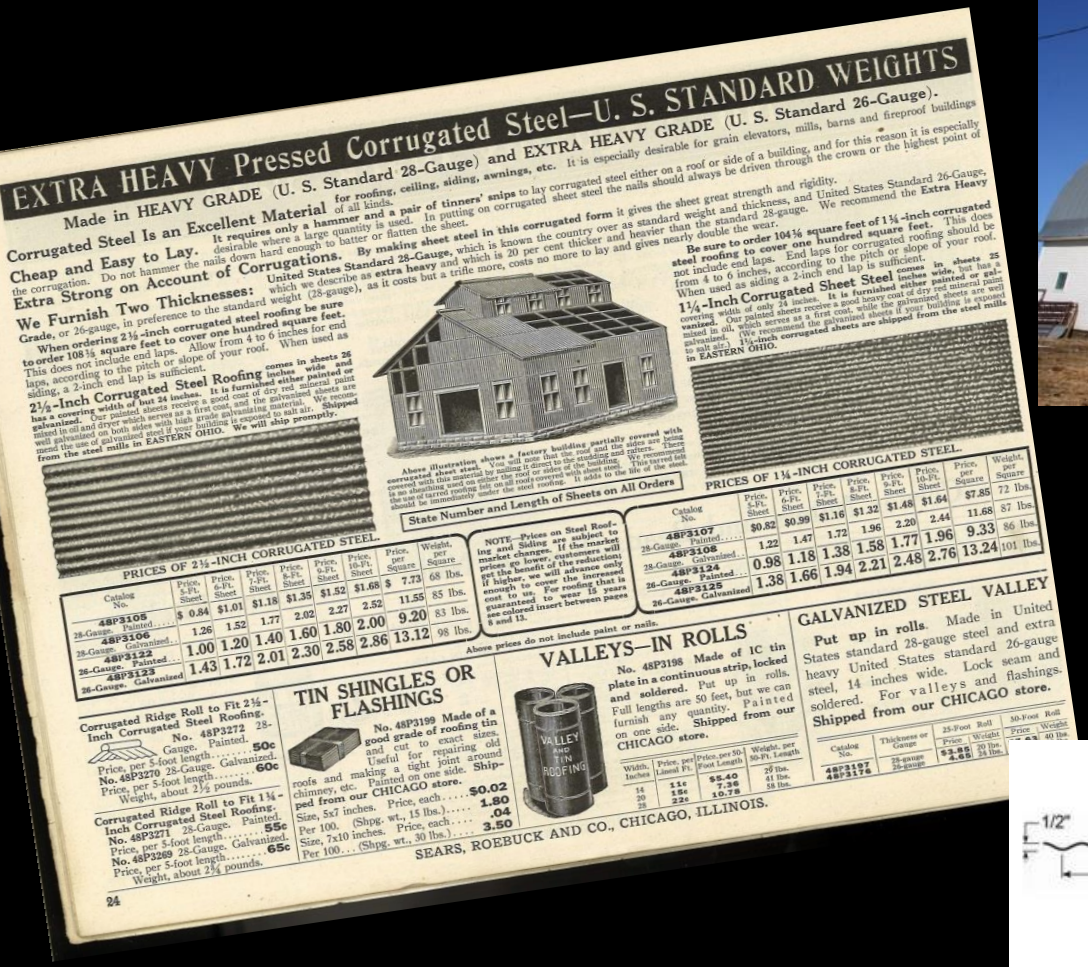

EXTRA HEAVY Pressed Corrugated Steel—U. S. STANDARD WEIGHTS

Made in HEAVY GRADE (U. S. Standard 28-Gauge) and EXTRA HEAVY GRADE (U. S. Standard 26-Gauge).

Corrugated Steel Is an Excellent Material for roofing, ceiling, siding, awnings, etc. It is especially desirable for grain elevators, mills, barns and fireproof buildings

Cheap and Easy to Lay. It requires only a hammer and a pair of tinners' snips to lay corrugated steel either on a roof or side of a building, and for this reason it is especially desirable where a large quantity is used. In putting on corrugated sheet steel the nails should always be driven through the crown or the highest point of the corrugation. Do not hammer the nails down hard enough to batter or flatten the sheet.

Extra Strong on Account of Corrugations. By making sheet steel in this corrugated form it gives the sheet great strength and rigidity.

We Furnish Two Thicknesses: United States Standard 28-Gauge, which is known the country over as standard weight and thickness, and United States Standard 26-Gauge, which we describe as extra heavy and which is 20 per cent thicker and heavier than the standard 28-gauge. We recommend the Extra Heavy Grade, or 26-gauge, in preference to the standard weight (28-gauge), as it costs but a trifle more, costs no more to lay and gives nearly double the wear.

When ordering 2½-inch corrugated steel roofing be sure to order 108⅓ square feet to cover one hundred square feet. This does not include end laps. Allow from 4 to 6 inches for end laps, according to the pitch or slope of your roof. When used as siding, a 2-inch end lap is sufficient.

Be sure to order 104⅙ square feet of 1¼-inch corrugated steel roofing to cover one hundred square feet. This does not include end laps. End laps for corrugated roofing should be from 4 to 6 inches, according to the pitch or slope of your roof. When used as siding a 2-inch end lap is sufficient.

2½-Inch Corrugated Steel Roofing comes in sheets 26 inches wide and with of but 24 inches. It is furnished either painted or galvanized. Our painted sheets receive a good coat of dry red mineral paint which serves as a first coat, and the galvanized sheets are mixed in oil and dryer which serves as a first coat, and the galvanized sheets are well galvanized on both sides with high grade galvanizing material. We recommend the use of galvanized steel if your building is exposed to salt air. Shipped from the steel mills in EASTERN OHIO. We will ship promptly.

1¼-Inch Corrugated Sheet Steel comes in sheets 25 inches wide, but has a covering width of only 24 inches. It is furnished either painted or galvanized. Our painted sheets receive a good heavy coat of dry red mineral paint mixed in oil, which serves as a first coat, while the galvanized sheets are well galvanized. We recommend the galvanized sheets if your building is exposed to salt air. 1¼-inch corrugated sheets are shipped from the steel mills in EASTERN OHIO.

Above illustration shows a factory building partially covered with corrugated sheet steel. You will notice that the roof and the sides are being covered with this material by nailing it direct to the building. We recommend it as sheathing used on either the roof or sides of a building. This tarred felt should be immediately under the steel roofing. It adds to the life of the steel.

State Number and Length of Sheets on All Orders

PRICES OF 2½-INCH CORRUGATED STEEL.

Catalog No.	Price, 4-Ft. Sheet	Price, 6-Ft. Sheet	Price, 7-Ft. Sheet	Price, 8-Ft. Sheet	Price, 9-Ft. Sheet	Price, 10-Ft. Sheet	Price, per Square	Weight, per Square
48P3105 28-Gauge. Painted	$ 0.84	$1.01	$1.18	$1.35	$1.52	$1.68	$ 7.73	68 lbs.
48P3106 28-Gauge. Galvanized	1.26	1.52	1.77	2.02	2.27	2.52	11.55	85 lbs.
48P3122 26-Gauge. Painted	1.00	1.20	1.40	1.60	1.80	2.00	9.20	83 lbs.
48P3123 26-Gauge. Galvanized	1.43	1.72	2.01	2.30	2.58	2.86	13.12	98 lbs.

NOTE—Prices on Steel Roofing and Siding are subject to market changes. If the market prices go lower, customers will get the benefit of the reduction; if higher, we will advance only enough to cover the increased cost to us. For roofing that is guaranteed to wear 15 years see colored insert between pages 8 and 13.

Above prices do not include paint or nails.

PRICES OF 1¼-INCH CORRUGATED STEEL.

Catalog No.	Price, 4-Ft. Sheet	Price, 6-Ft. Sheet	Price, 8-Ft. Sheet	Price, 9-Ft. Sheet	Price, 10-Ft. Sheet	Price, per Square	Weight, per Square
48P3107 28-Gauge. Painted	$0.82	$0.99	$1.16	$1.32	$1.48	$1.64	$7.85	72 lbs.
48P3108 28-Gauge. Galvanized	1.22	1.47	1.72	1.96	2.20	2.44	11.68	87 lbs.
48P3124 26-Gauge. Painted	0.98	1.18	1.38	1.58	1.77	1.96	9.33	86 lbs.
48P3125 26-Gauge. Galvanized	1.38	1.66	1.94	2.21	2.48	2.76	13.24	101 lbs.

Corrugated Ridge Roll to Fit 2½-Inch Corrugated Steel Roofing.
No. 48P3272 28-Gauge. Painted. 50c
Price, per 5-foot length.....
No. 48P3270 28-Gauge. Galvanized. 60c
Price, per 5-foot length.....
Weight, about 2½ pounds.

Corrugated Ridge Roll to Fit 1¼-Inch Corrugated Steel Roofing.
No. 48P3271 28-Gauge. Painted. 55c
Price, per 5-foot length.....
No. 48P3269 28-Gauge. Galvanized. 65c
Price, per 5-foot length.....
Weight, about 2¼ pounds.

TIN SHINGLES OR FLASHINGS

No. 48P3199 Made of a good grade of roofing tin and cut to exact sizes. Useful for repairing old roofs and making a tight joint around chimney, etc. Painted on one side. Shipped from our CHICAGO store.

Size, 5x7 inches. Price, each.... $0.02
Per 100. (Shpg. wt., 15 lbs.).... 1.80
Size, 7x10 inches. Price, each.... .04
Per 100.... (Shpg. wt., 30 lbs.).... 3.50

VALLEYS—IN ROLLS

No. 48P3198 Made of 1C tin plate in a continuous strip, locked and soldered. Put up in rolls. Full lengths are 50 feet, but we can furnish any quantity. Painted on one side. Shipped from our CHICAGO store.

Width, Inches	Price, per Lineal Ft.	Price, per 50-Foot Length	Weight, per 50-Ft. Length
14	11c	$5.40	25 lbs.
20	15c	7.36	41 lbs.
22	22c	10.78	58 lbs.

GALVANIZED STEEL VALLEY

Put up in rolls. Made in United States standard 28-gauge steel and extra heavy United States standard 26-gauge steel, 14 inches wide. Lock seam and soldered. For valleys and flashings. Shipped from our CHICAGO store.

Catalog No.	Thickness or Gauge	25-Foot Roll Price	25-Foot Roll Weight	30-Foot Roll Price	30-Foot Roll Weight
48P3197	28-gauge	$2.85	20 lbs.	[illegible]	40 lbs.
48P3176	26-gauge	4.65	24 lbs.		

SEARS, ROEBUCK AND CO., CHICAGO, ILLINOIS.

24

Sears & Roebuck Roofing Catalogue - 1908



Barn

Roofing - Asphalt

Gordon-Van Tine Co. Catalogue – c.1924



Asphalt Roofing on the Farm– c.1950

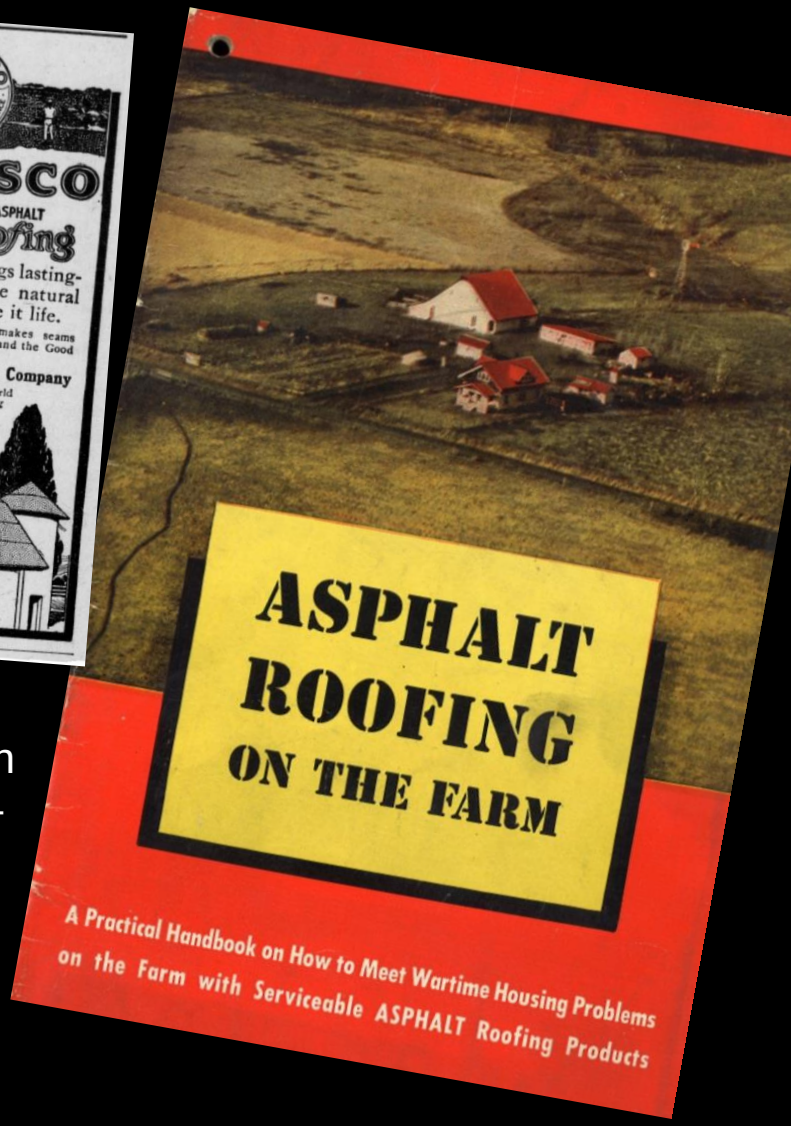

Barn

Framing / Truss System

- Log
- Heavy Timber Frame
- Pole Construction
- Plank Truss Frame
  - Braced Truss
  - Iowa Truss
  - Shawver Truss
- Concrete
- Clay Tile / Brick
- Plywood Rigid Frame

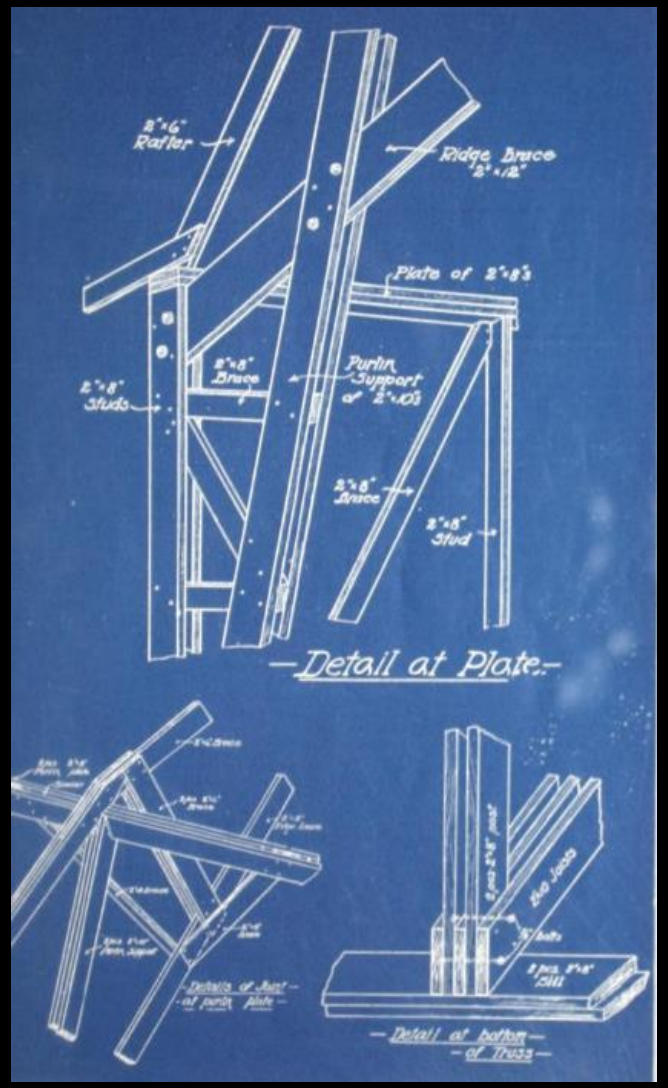



Barn

Framing / Truss Systems

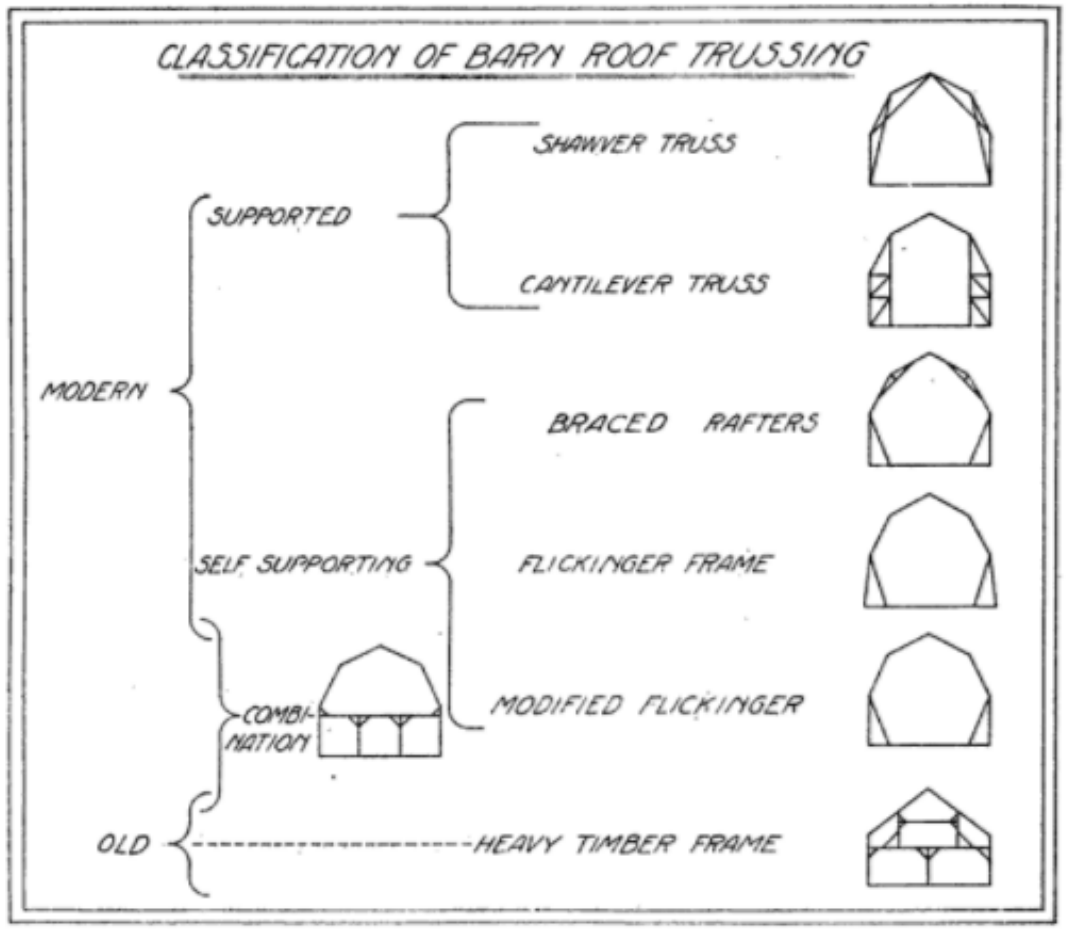

Fig. 1. Six types of barn roof trusses

ASAE Annual Meeting – Dec 1918, J.L. Strahan

American Society of Agricultural Engineers

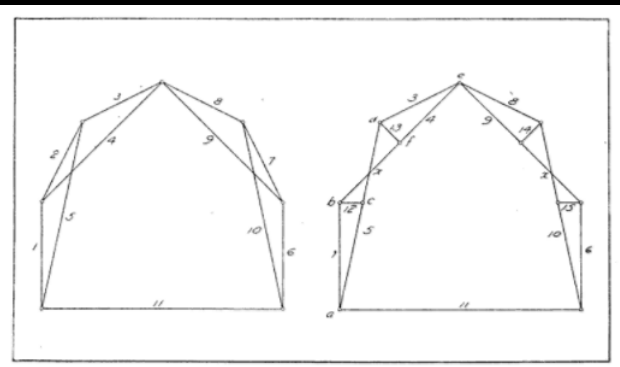

Fig 2a Fig. 2b

Two types of Shawver truss



Barn – Framing/ Truss System

Log Framing

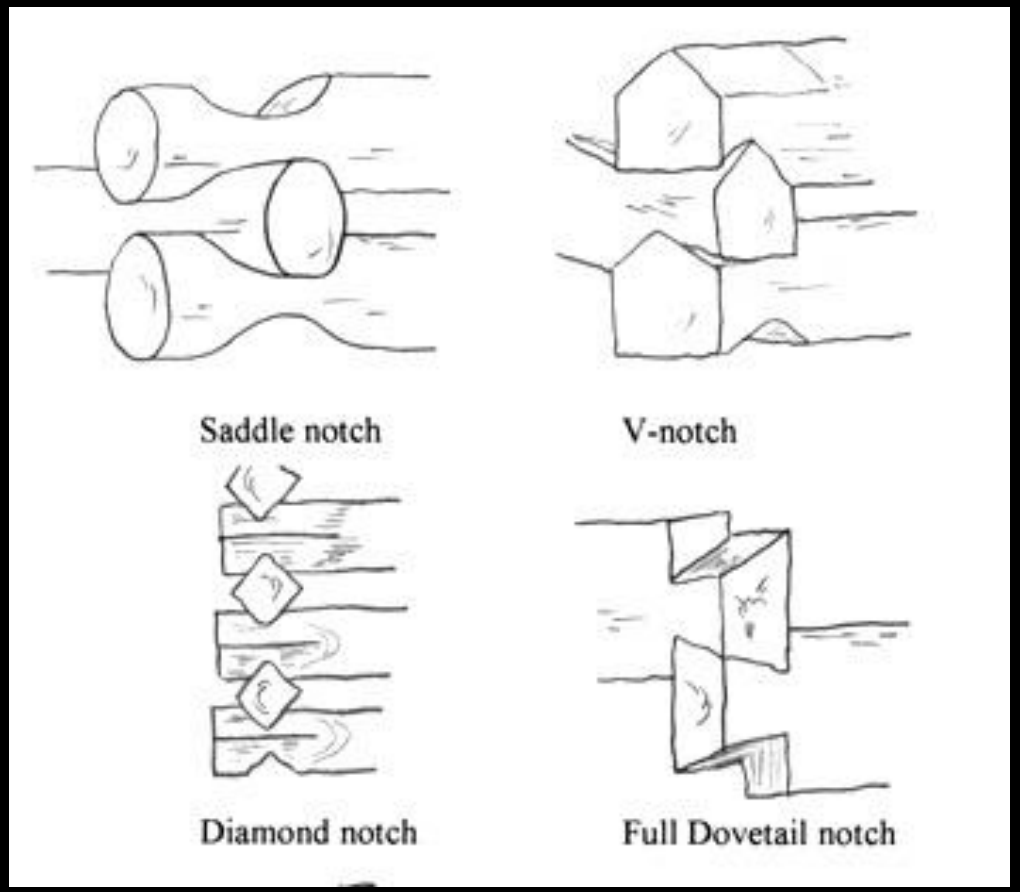

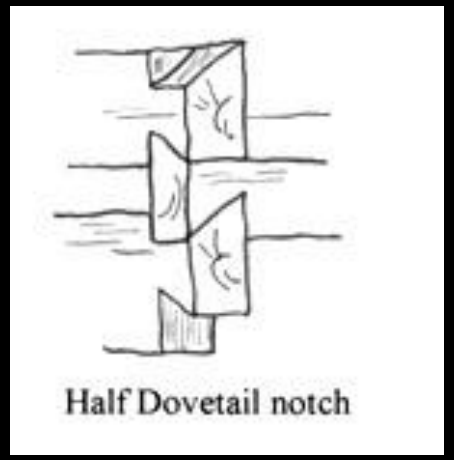

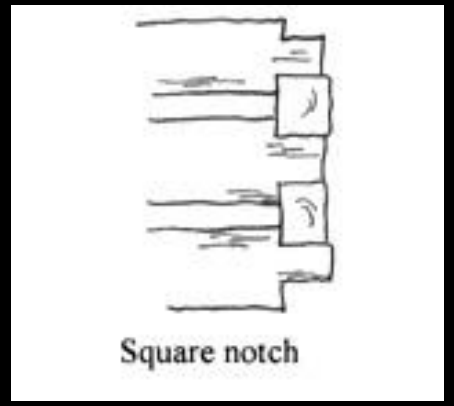



Barn – Framing/ Truss System

Heavy Timber - Framing

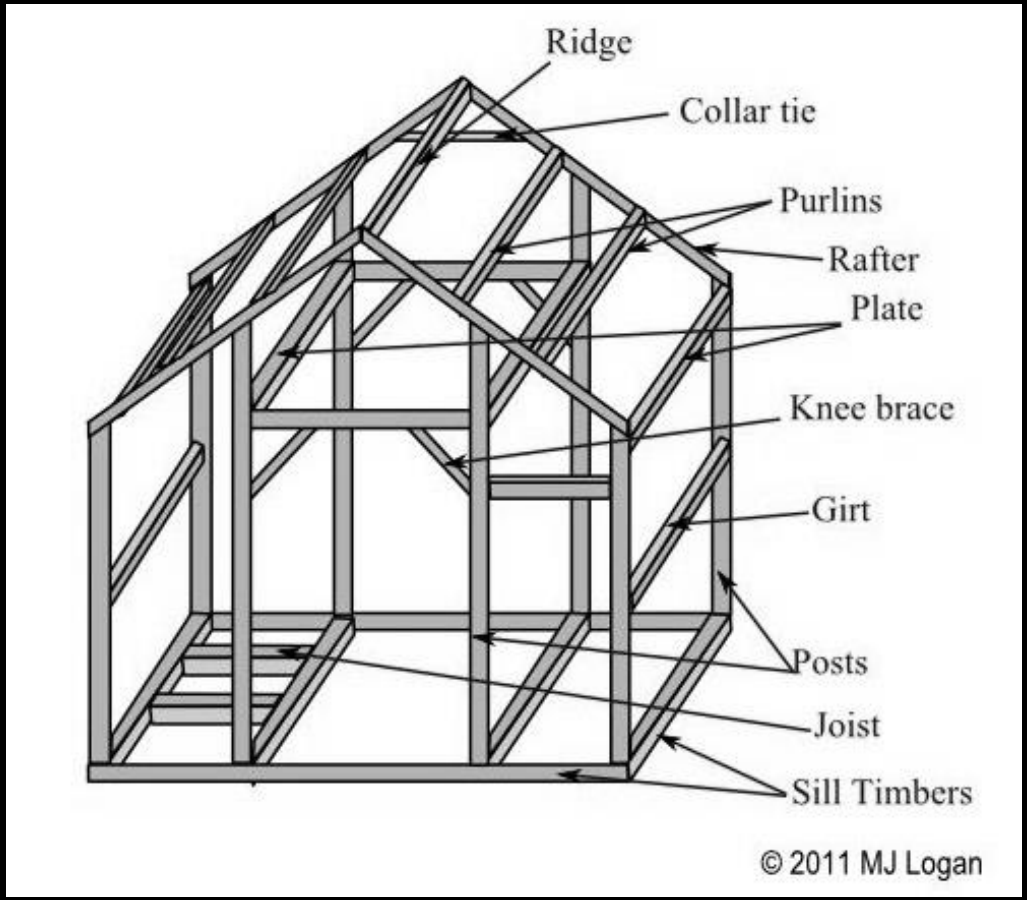

Timber Framing Diagram

Barn – Framing/ Truss System

Pole Construction - Framing

Barn – Framing/ Truss System

Plank Framing - Gable Framing



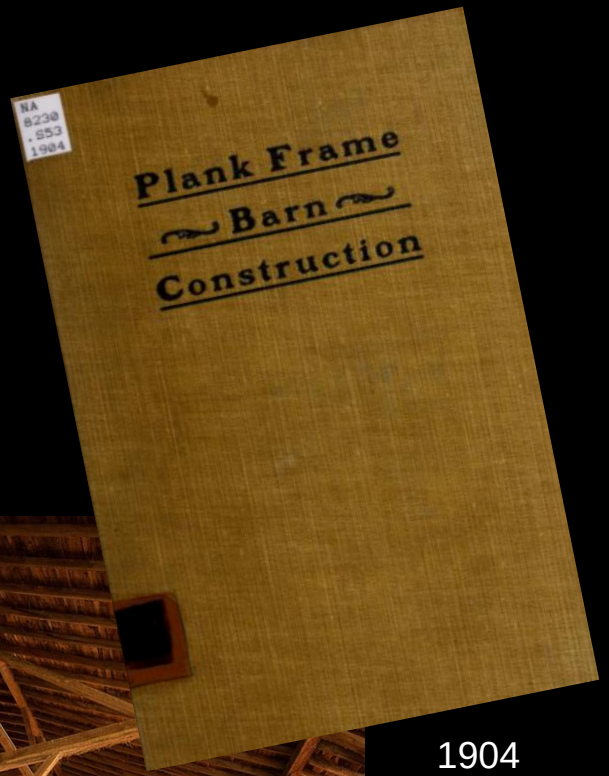

1904

Barn – Framing/ Truss System

Plank Framing – Gambrel Framing





Braced Truss - Gambrel Framing

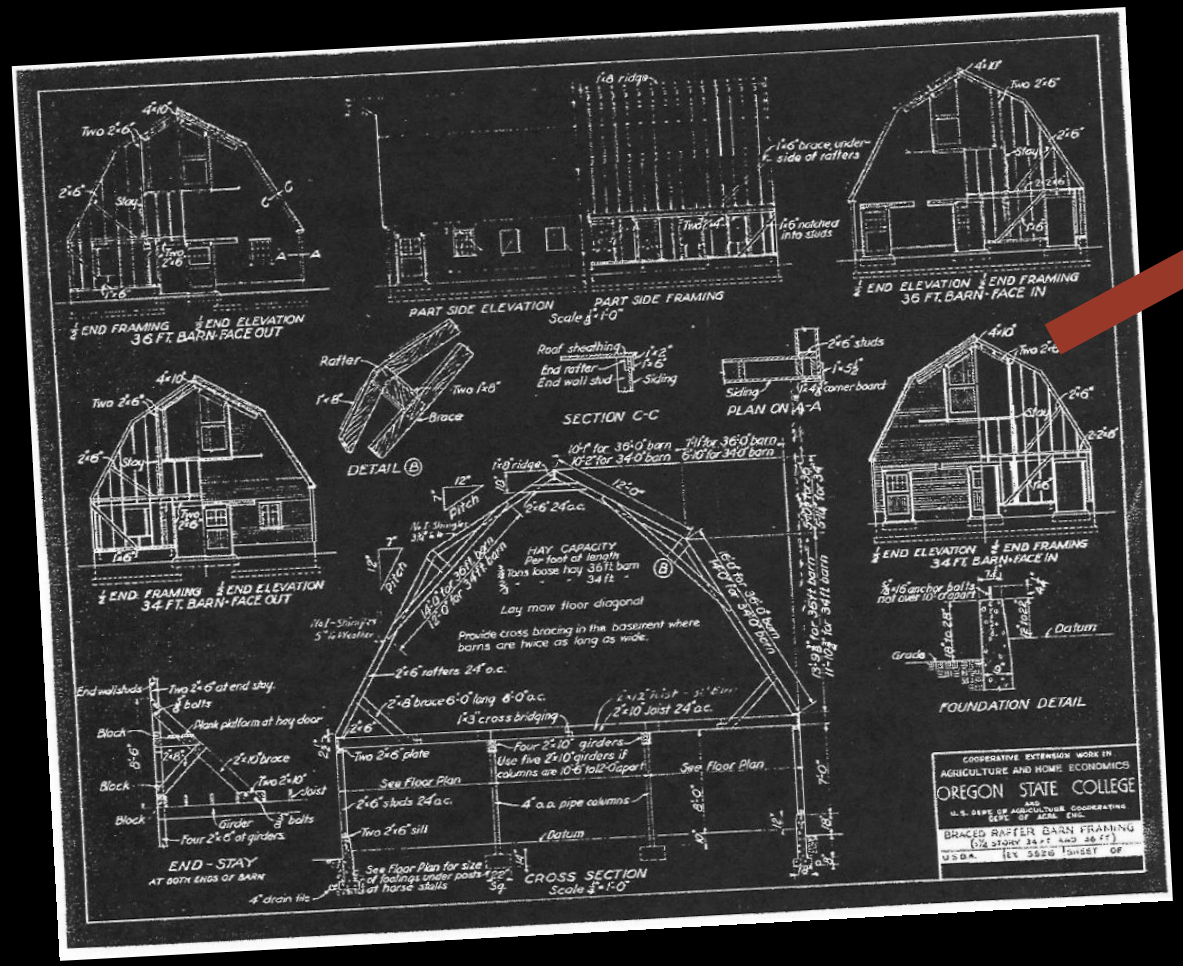

OSU Extension – Braced Truss

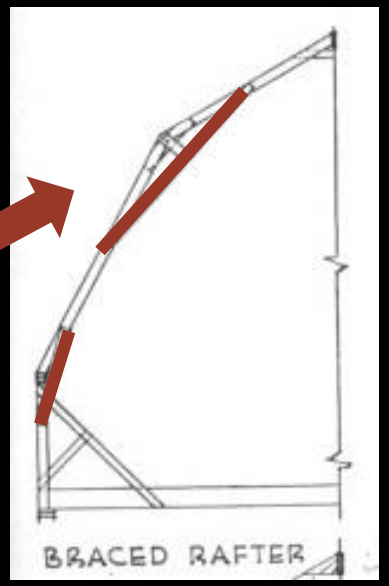

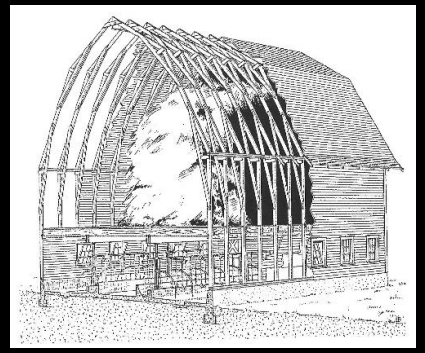

Iowa/Clyde Truss - Gambrel Framing

Truss developed around 1920

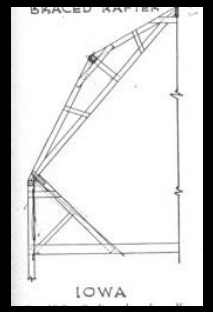

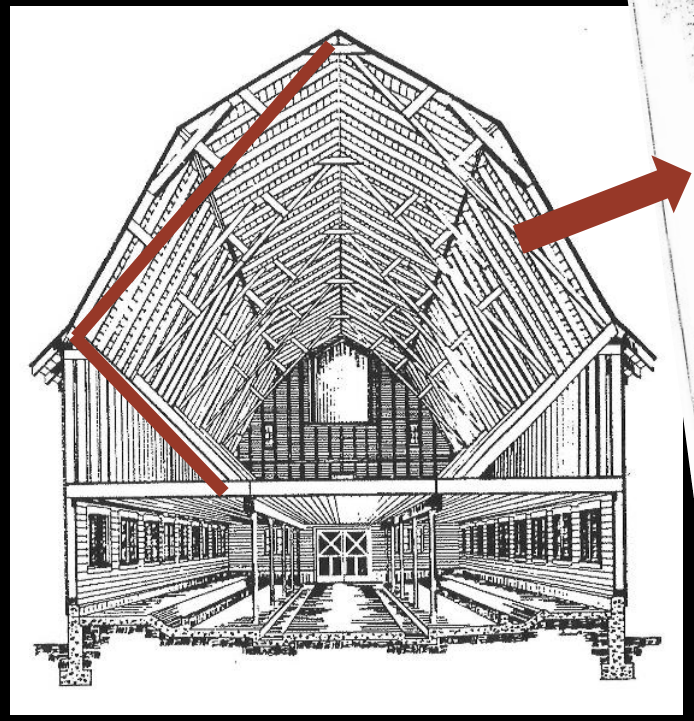



OSU Extension – Iowa Truss

Shawver Truss - Gambrel Framing

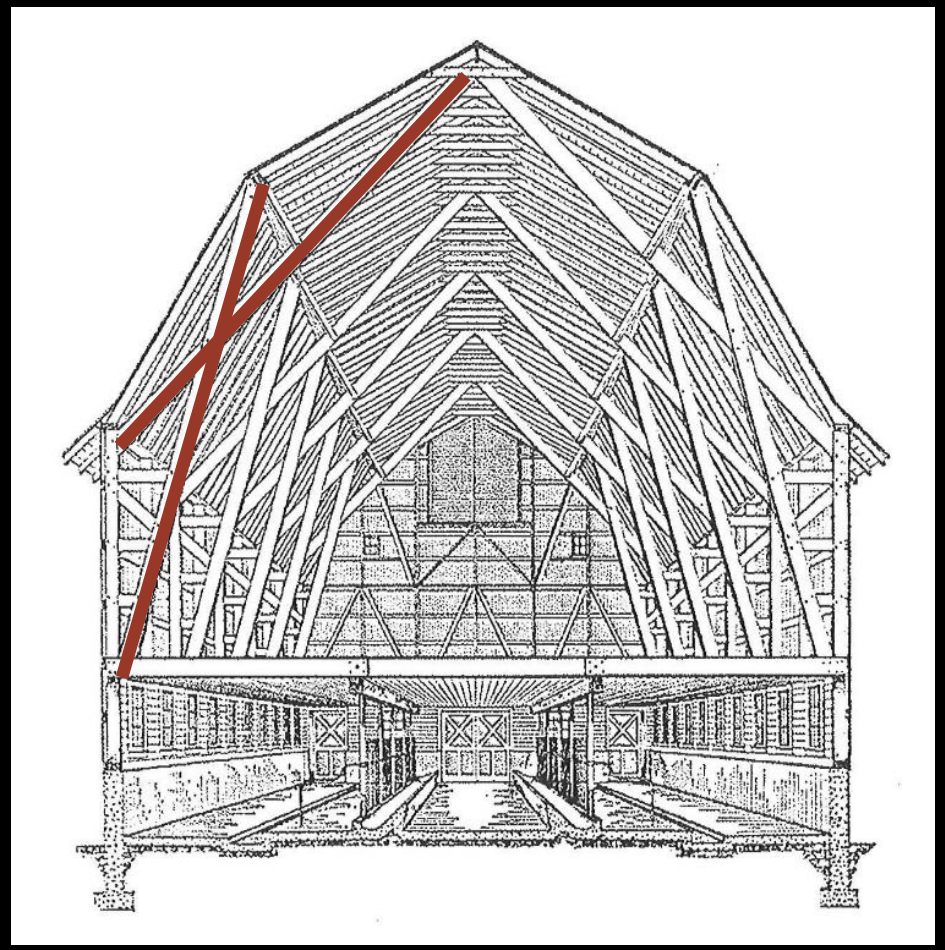

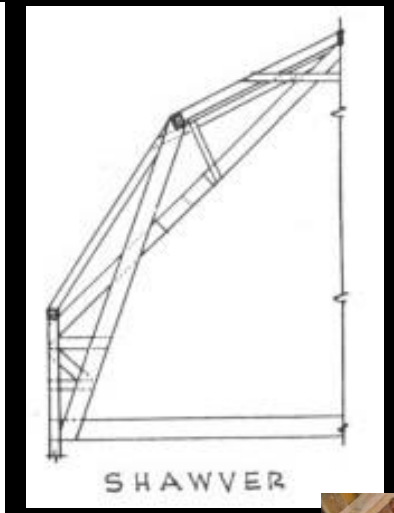



Truss developed late 19th Century



??? Truss - Gambrel Framing

Other Truss Systems

Barn – Framing/ Truss System

Plank Framing - Gothic Arch



Bent Rib



Plank

Truss

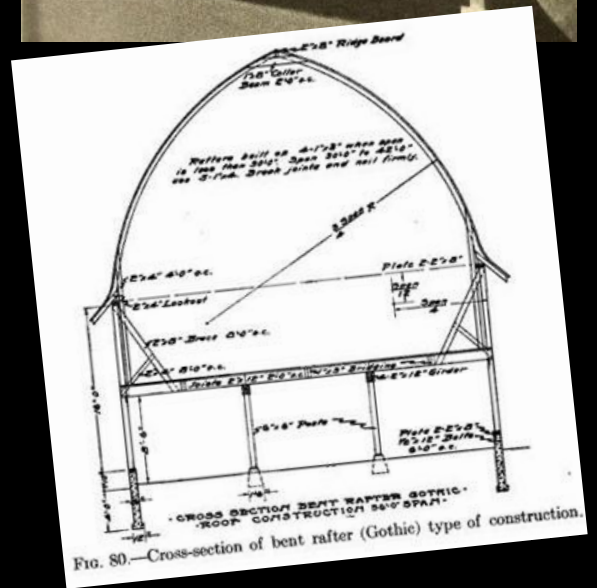

Fig. 80.—Cross-section of bent rafter (Gothic) type of construction.



TECHNICAL NOTE NUMBER 281

UNITED STATES DEPARTMENT OF AGRICULTURE FOREST SERVICE

FOREST PRODUCTS LABORATORY

MADISON, 5, WISCONSIN

ISSUED December 1958

SEGMENTAL RAFTERS FOR GOTHIC-ROOFED FARM BUILDINGS

Barn – Framing/ Truss System

Concrete: Poured & Block



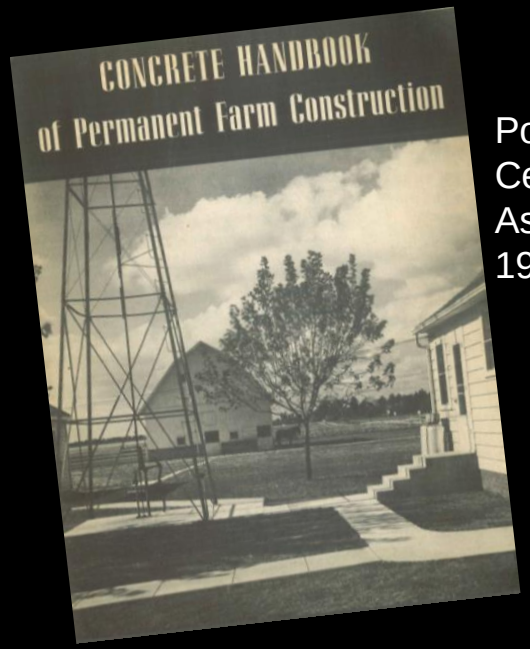

Portland Cement Association – 1946

Atlas Portland Cement Company – 1916

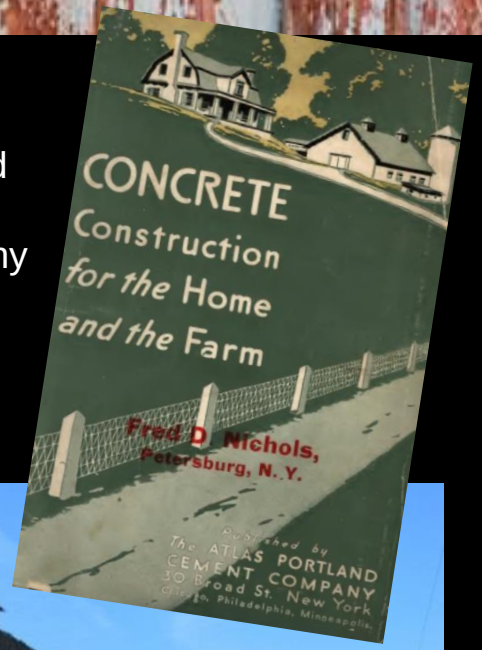

Barn – Framing/ Truss System

Clay Tile: Block

Natco on the Farm – 1915

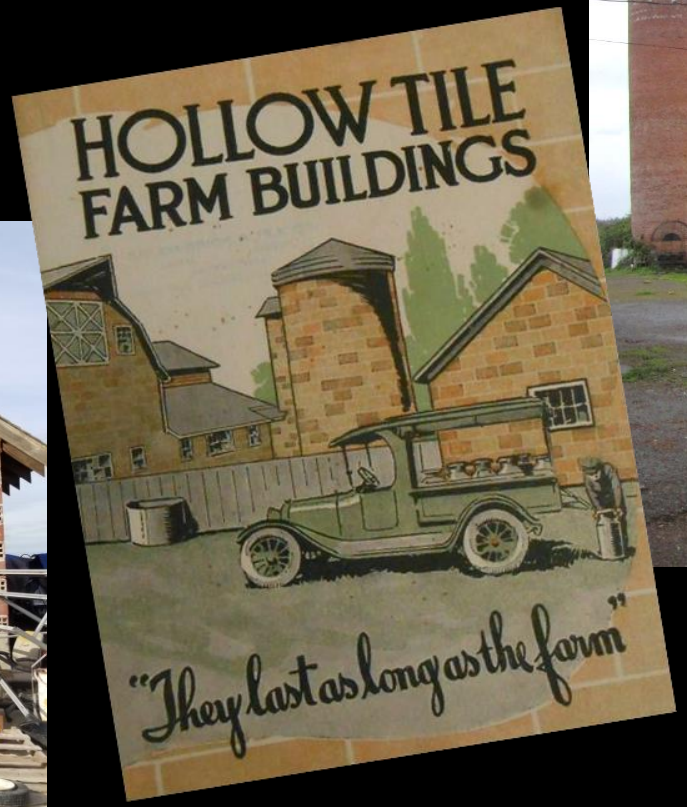

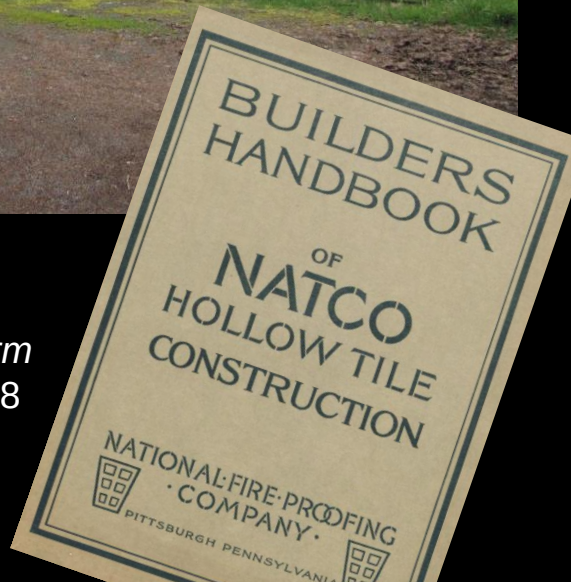

Hollow Tile Farm Buildings - 1918

Barn – Framing/ Truss System

Plywood Rigid Frame

Lewis County Fairgrounds

Buckley, WA, 1960





American Plywood Association – 1962-64

Plywood Gussets

Barn - Details

Hay Hoods

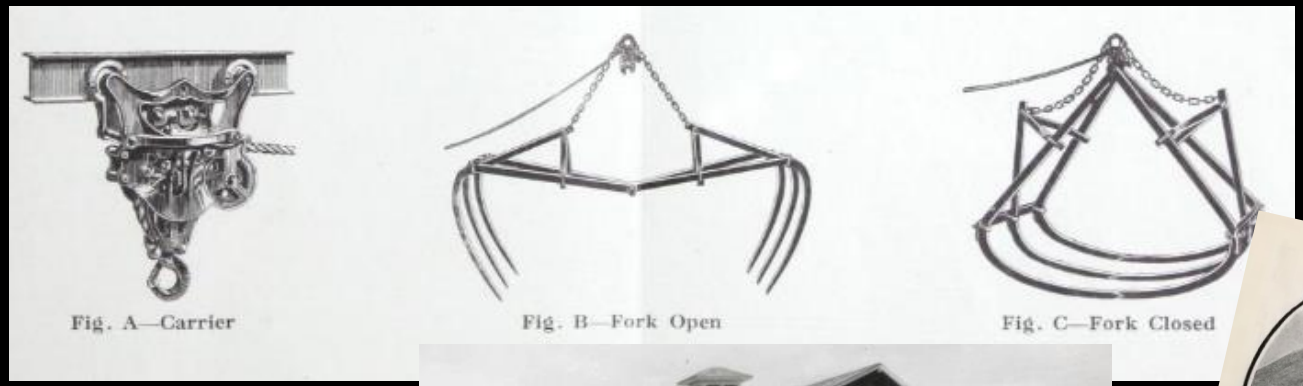

Hay Fork





Barn - Details

Hay Hoods

Garfield County, WA

Linn County, OR

Graham, WA

Benton County, OR

Klickitat County, WA

Keizer, OR

Barn - Details

Cupolas & Ventilation

A ventilating system must be planned individually for the building into which it is to go.

Barn Ventilation

By L. KLIMA,
Barn Ventilation Expert

IN THE days of straw sheds when stock was not properly housed, very little attention was paid to pure air, and not much was known about its real food and life-giving value. It soon became apparent to those making a study of stock raising that these animals would be more productive when housed in warm buildings, and this is what has brought about the modern barn. It is true that the warm room has increased the product, for example, the flow of milk from the dairy cow; but this warm, tight building has also brought about a condition that breeds disease; and the disease is proving to be a menace to live stock and mankind.

It has been proved that pure air is two-thirds of a cow's ration; in other words, for every pound of feed and water combined that is consumed it requires the oxygen from two pounds of pure air to properly assimilate this feed. It is true that no farm stock buildings are air tight; but if the stock can get only one-half the required amount of pure air, it would have the same effect as if they were given only a part of the feed and water they naturally require to sustain life and make them productive.

Much has been written on the subject of ventilation for farm

Weston, OR - 1916

Sears & Roebuck Roofing Catalogue - 1908

MAJESTIC VENTILATORS

For Barns and Stables

Our Majestic Ventilators are scientifically designed and constructed. They have been planned after the best and most approved models on the market.

The size of ventilator required is governed by the number of cattle in the building. If you have more than twenty cattle under one roof you should have two or more ventilators of the larger size.

Each ventilator has a continuous draft arrangement to draw out the foul air and replace it with fresh air, without causing a draft.

Any one of these ventilators will go a long way in making any outbuilding attractive, but its main service consists in keeping the building perfectly ventilated under all weather conditions. Leading agricultural authorities agree that ventilation is absolutely necessary in order to get the best results from stock of any kind. Animals will thrive better in a building continually supplied with pure, fresh air. Considering the low price and the high quality of our ventilators, no farmer can afford to be without one.

Extra heavy 22, 24 and 26-gauge galvanized steel is used in the manufacture of our Majestic Ventilators, according to size. Nothing thinner than 26-gauge galvanized steel is permitted. This is much thicker stock than is generally used.

Each ventilator is equipped with four stay rods which hold it securely in place on the roof. A wire screen is provided to keep the birds out. When properly secured to the roof, our ventilators, owing to their weight and scientific attachment, will resist unusually severe storms.

On the section of roof illustrated we show our Oriental Fire-Chief Shingle Roll Roofing, which comes in rolls and looks exactly like painted or stained wooden shingles. Read about this wonderful roofing on colored insert between pages 8 and 13.

Your choice of gold bronzed horse or cow weather vane.

Prices of Majestic Ventilators for Large Buildings.
Shipped From OHIO Factory.

Catalog No.	Sq. Ft. Roof	Sq. Ft. Floor	Height	Wt. Lbs.	No. of Cattle	Price
48P652	16	16	6 ft. 4 in.	112	6	$25.80
48P653	20	20	6 ft. 4 in.	125	8	34.20
48P654	24	24	6 ft. 4 in.	140	11	37.80
48P655	28	28	10 ft. 4 in.	195	14	49.20
48P656	36	32	10 ft. 4 in.	215	20	54.45
			12 ft. 4 in.	265		58.35

Prince Ventilators for Small Buildings.

Prince Ventilators are intended for small buildings such as houses and poultry houses.

Prices of Prince Ventilators for Small Buildings.
Shipped From OHIO Factory.

Catalog No.	Sq. Ft. Roof	Sq. Ft. Floor	Height	Wt. Lbs.	Price
48P650	16	12	3 ft. 4 in.	42	$11.75
48P651	18	14	3 ft. 4 in.	50	13.75

Lightning rod connection, consisting of heavy copper wire, properly fastened inside of ventilator. $1.00 extra.

32

SEARS, ROEBUCK AND CO., CHICAGO, ILLINOIS.

Barn - Details

Cupolas & Ventilators

Whitman Co., WA

Snohomish Co., WA

Adams Co., WA

Pierce Co., WA

Spokane Co, WA

Pend Oreille Co., WA

Barn - Details

Equipment

Cook Family Farm – 1927

Shady Nook Farm – 1920

Smith Place – 1935

Grimm-Jensen Farm – 1932

Schindler Farm– 1909

Barn - Details

Decoration

Heath Farm – c.1920

Ebby Road Farm – 1923

Brown Farm, Olympia– c. 1905

Bolick Farm – 1895

Decoration

Cottage Grove, OR

Oakland, OR

Waterville, WA

Canby, OR

Associated Farm Buildings

- Bunk Houses
- Fruit Dryers
- Granaries
- Hop Dryers
- Machine Shed
- Milk Houses
- Poultry Houses
- Root Cellars
- Silos
- Smoke Houses
- Water Towers

Associated

Farm Buildings

Woodsheds

Root Cellars

Farmhouses

Homestead Cabins

Granary

Outhouses

Silos - Typology



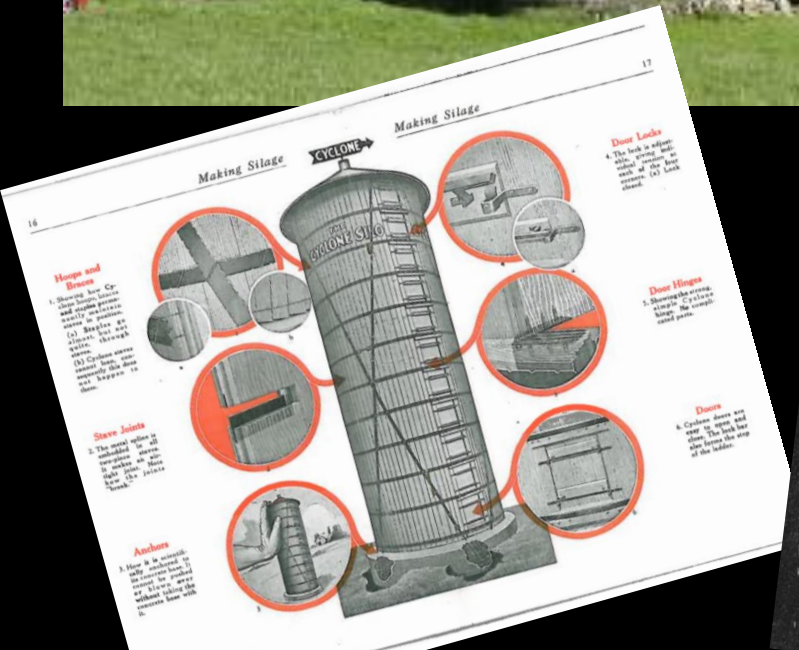



Silos - Typology

King Silo

(*Note horizontal boards*)



Franklin Hiram King
– Prof. University of Wisconsin



CIRCULATING COPY
AGRICULTURE LIBRARY

UNIVERSITY OF WISCONSIN.

Agricultural Experiment Station.

BULLETIN NO. 28.

THE CONSTRUCTION OF SILOS.

MADISON, WISCONSIN, JULY, 1891.

The Bulletins and Annual Reports of this Station are sent free to all residents of this State who request it.

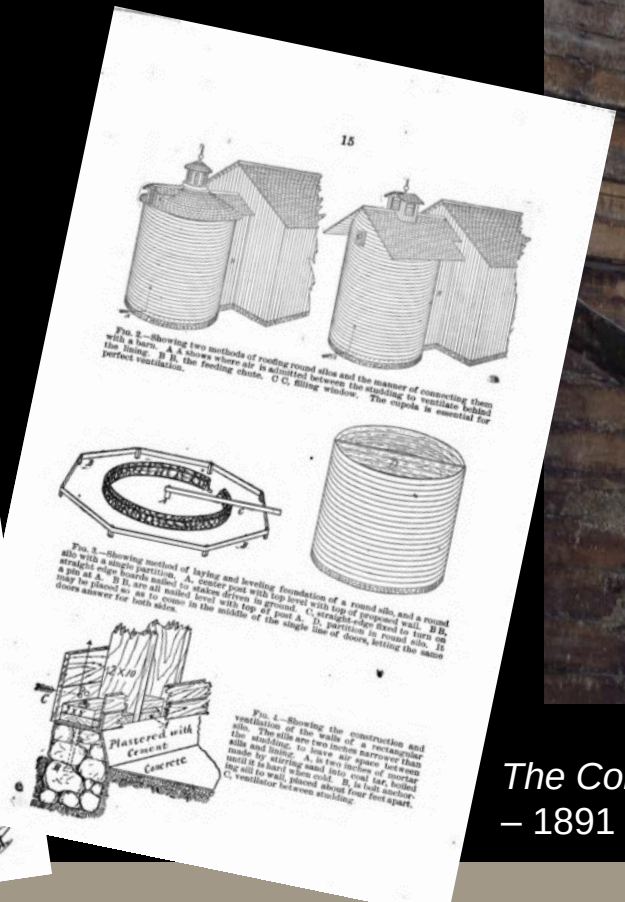



The Construction of Silos
– 1891

Klickitat Co. – 1900

Silos - Typology

Vertical Wood Stave Silo

Clark Co. – c.1905

King Co. – c.1910

Silverdale – c.1908

WRITE QUICK—before you build for price on lum

If you're going to build this summer, you're in a hurry to get started. HURRYING is our specialty. USE OUR QUICK SERVICE. Send your carpenter's list, at once.

Buy direct

Get quick estimate

Our estimating department will get busy the minute it comes. You'll have our freight-paid price in double-quick time, and it will be a mighty low price, too.

Quick shipment

We have on hand a big supply of high quality lumber and millwork. Clean, straight-grained, old-growth Douglas fir and fine red cedar. We'll ship your order within 48 hours.

Quick delivery

Seven railroads compete for our business. They have caught the Hewitt-Lea-Funck spirit of "Quick Service." Orders west of Mississippi delivered in two weeks.

Satisfaction guaranteed

We guarantee grades, count and satisfaction in every way. You see the lumber before you pay. You'll get better lumber for less money than you can buy locally.

Write today for estimate

Send that material list for delivered price. No charge for this service. Our millwork catalog and lumber price list free on request. Write for your lumber and we are also free on millwork doors. We have millmen's profits. Write today.

Hewitt-Lea-Funck Co.
458 Union Ave., Seattle, Wash.

Quick shipment of a Seattle Silo

Silo filling time's most here. Right now we can have you a mighty attractive freight-paid price. Use the coupon.

Seven good points

1. One-piece, old-growth
2. Quick-detachable doors
3. Ladder formed of door
4. Roof door hinged
5. Silo air-tight
6. Silo fire-proof. Can't and dust-proof
7. Sold direct at carload rate.

The Washington Farmer - June 15, 1914

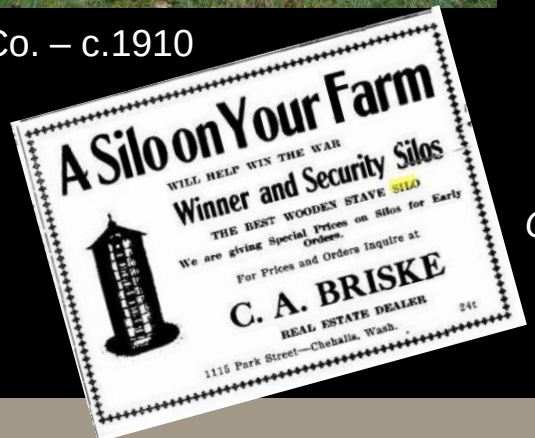

A Silo on Your Farm

WILL HELP WIN THE WAR

Winner and Security Silos

THE BEST WOODEN STAVE SILO

We are giving Special Prices on Silos for Early Orders.

For Prices and Orders Inquire at

C. A. BRISKE

REAL ESTATE DEALER

1115 Park Street—Chehalis, Wash.

24c

Chehalis Bee Nugget - January 25, 1918

The Ranch - January 15, 1914

How To "Build" A Silo

By "building" we mean erecting, because no perfect silo was ever built or constructed outside of a fully equipped sil factory. The secret of perfect ensilage is a perfect air-tight silo.

Learn how easy it is to erect the

Weyerhaeuser Silo

Its scientific design, how every piece is carefully milled and fittings made especially for it.

Meets EVERY requirement of a practical silo. Can be laid down at your door, in ONE shipment, for less money than any other make.

Write for our SILO BOOK, explaining our exclusive and better features, low price and easy-to-buy terms.

WEYERHAEUSER LUMBER CO.
EVERETT, WASH.

Silos - Typology

Timber Crib - Tung-Lok Silo

Asotin Co – c.1915

THIS
Tung-Lok Silo
$155

THIS Tung Lok Silo 10 feet in diameter, 24 feet high and having 2-inch net wall thickness, is ready for shipment to you immediately for $155.00 f.o.b. Union Mills, Washington, exclusive of roof. Roof material will be $16.50 f. o. b. Union Mills.

This is the biggest Silo opportunity that has ever been offered you from a reliable, substantial Silo Company and is an opportunity that will not be offered you again for a long time to come. Silos are advancing in price and there is little hope that they will come down again for several years. Silos are hard to get these days. But due to the fact that we have sold so many Tung Lok Silos in the larger sizes in the big grain and stock raising parts of the Country, we have enough of these 10-foot diameters to offer the farmers of Washington at Bargain Prices.

You can have any height you want in this 10-foot diameter, but after these are gone—well, they're gone, and the prices will have to be made on the basis of Silo manufacturing costs then prevailing.

You Can't Afford to Let This Chance Get By. NOW Is the Time To Buy!

North-Washington Implement Co., Lynden, Wash.

Lynden Tribune - Aug 15, 1918

Lynden Tribune
- August 15, 1918

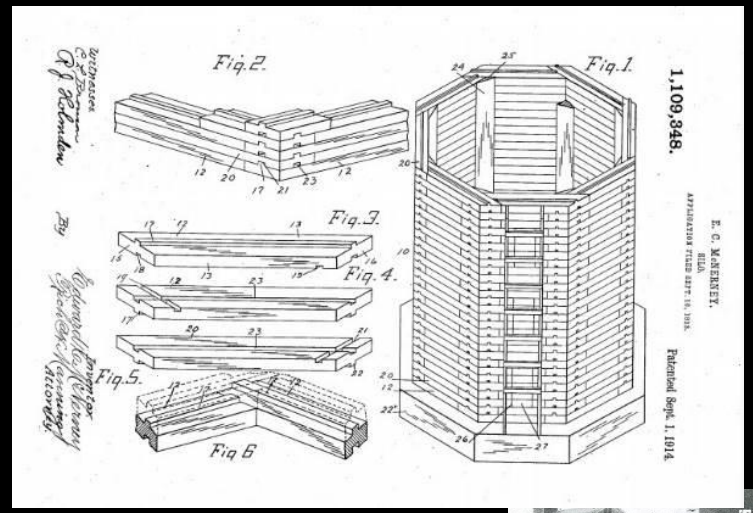

Fig. 1. Fig. 2. Fig. 3. Fig. 4. Fig. 5. Fig. 6

1,109,348.

E. C. McKEREY.
SILO.
APPLICATION FILED SEPT. 16, 1913.
Patented Sept. 1, 1914.

Pullman Herald
- June 18, 1920

TUNG-LOK
Grain Bins
Low in Cost
Easy to Erect
Plan One of More of These Grain Bins in Your Field and Realize Bigger Profits

THE TUNG-LOK GRAIN BIN IS ERECTED BY YOURSELF WITHOUT OUTSIDE HELP

Now the attractive proposition. The interlocking Tung-Lok units or staves, as used in the Tung-Lok bin, result in a grain bin that is maintenance-proof, dust-proof and wind-proof. All material comes to you cut to the correct dimensions. You simply lay out the base, put on the first course, and then erect the walls consisting of interlocking Tung-Lok units, one after the other. The Tung-Lok circle is then complete in the event, and the silo is ready for roof over and is ready to fill with your grain, ready for your profits to be made.

SAVE THE SACK BILLS

In many parts of the country farmers use sacks. These sacks frequently average around six cents apiece. Now, on account of the shortage of burlap the price is away up, and so a short time what little supply is left will be gone entirely, and you may not be able to get sacks at any price. Right now it costs a farmer around $60.00 to handle 500 bushels of grain, and around $80.00 to handle 1000 bushels of grain, and around $60.00 to handle 500 bushels of grain. The saving in sacks alone will soon pay for a Tung-Lok Bin.

One Year's Sack Bill will Pay for Your Grain Bin

Watch for Agents with Samples

Join the procession of progressive, up-to-date grain raisers—Build Your Grain.

E. C. HEDGLEN, Phone M306
Pullman. R. H. DOUGLASS, Phone 31 Washington

A great many silos have either blown down or been badly wrecked, because the farmer put off tightening the hoops or fastening the anchors.

If a strong wind comes up and the hoops are loose or an anchor is not fastened, either the staves will be broken in at the bottom or at the top, or the silo will be blown down entirely.

Why not do away with all this nuisance and get the one silo that does not need hoops, bands, anchors, or any reinforcements whatever, a silo that won't get out of plumb, and is ready for use any and all the time—the

TUNG-LOK

THE HOME OF THE FAMOUS TUNG-LOK SILO

UNION LUMBER CO.

UNION LUMBER COMPANY
MANUFACTURERS OF
FIR LUMBER
RED CEDAR SHINGLES AND TUNG-LOK PRODUCTS
SPECIALISTS IN
Long Timbers, Railroad and Bridge Material
UNION MILLS, WASH.

Silos - Typology

Timber Crib – Common Sense Silo

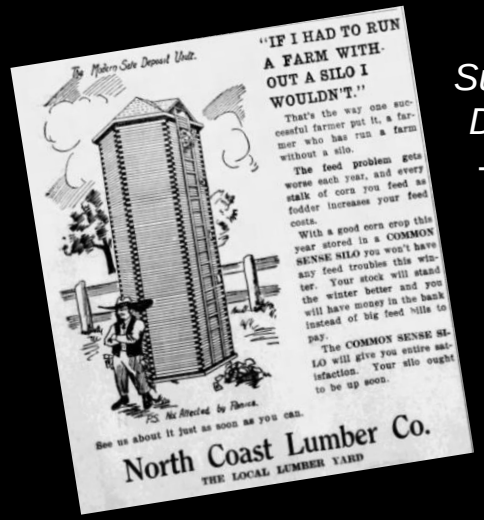

Sunnyside Daily Sun - July 15, 1915

Tonasket, WA – c.1915

Okanogan Co., WA – c.1912

Soos Creek Park – Kent, WA – c.1912

Sunnyside Daily Sun - April 17, 1913

Silos - Typology

Glazed Tile Silo

Clark Co., WA - 1920

Hollow Tile Farm Buildings - 1918

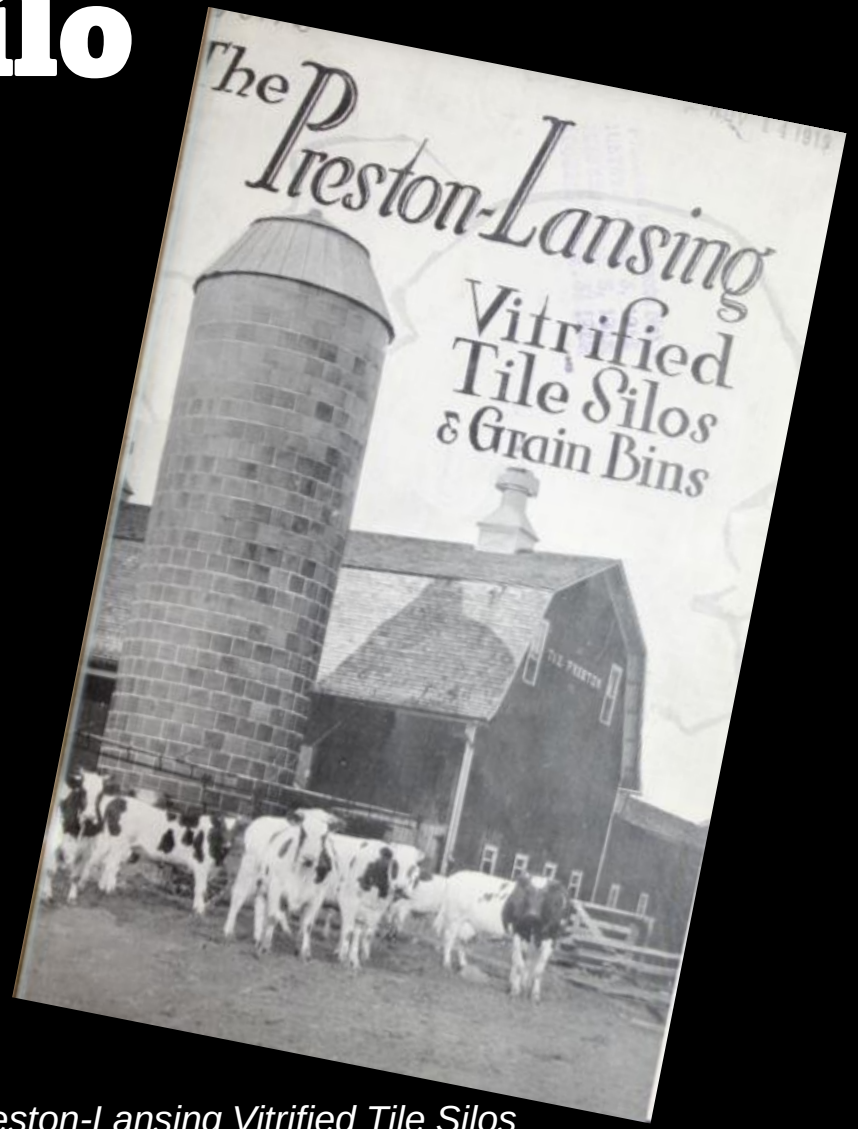

Preston-Lansing Vitrified Tile Silos & Grain Bins - 1919

Silos - Typology

Brick Silo

Spokane Co., WA – 1919

Cowlitz Co., WA – c.1920

Lewis Co., WA – c.1920

Farm Homes of Brick - 1925

Silos - Typology

Concrete Silo (monolithic, block)

Grays Harbor Co., WA – c.1935



Lincoln Co., WA – c.1922

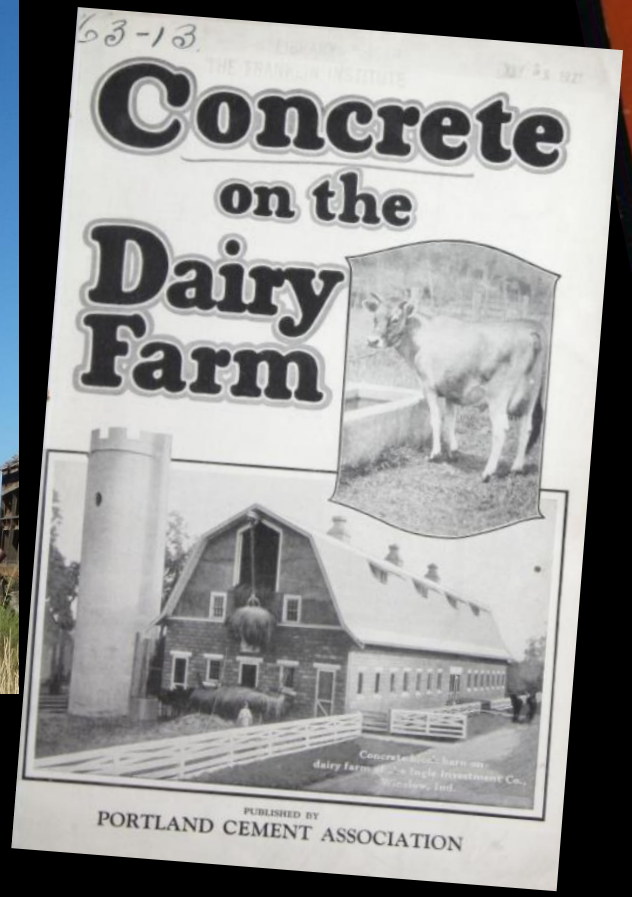

Concrete on the Dairy Farm - 1921

Manual of Permanent Farm Construction - 1920

Silos - Typology

Concrete Silo (Ribstone / Stave Silo)

Jefferson Co., WA – c.1930

Pierce Co, WA. – c.1920

Silos - Typology

Steel Paneled Silo (Harvestore)

Pierce Co, WA. – c.1935

Adams County, WA - c. 1948

How would you like to...

Feed 100 cattle in 5 minutes?

Harvestore Owners do it regularly with

exclusive bottom unloader

and mechanical feeder

HARVESTORE® AUTOMATION cuts labor costs up to 80%, owners report

Throw away your pitch fork and shovel. No more lifting, loading, stacking or pitching hay or silage. No more shoveling feed corn. Now, exclusive Harvestore bottom unloader and mechanical feeder give you dependable mechanical help to cut choring and labor costs . . . step up production. The Harvestore bottom unloader is a revolutionary engineering achievement . . . proven in daily use on thousands of farm installations, with every kind of feed crop.

More than a labor saver, Harvestore gives you unmatched capacity with its in-the-top, out-the-bottom principle — continuous "live" processing that can double or triple capacity over "dead storage."

Harvestore Feedlot Automation is another exciting advantage of the A. O. Smith Farm Profit Plan of Vertical Farming. Get all of the money-making facts. Mail the coupon today.

With just 15% down, you can buy the Harvestore completely installed with bottom unloader and mechanical feeder. Take up to 5 years to pay balance.

From field to feeding with a flip of the switch

Through research ... a better way

A.O.Smith CORPORATION

HARVESTORE DIVISION Kankakee, Illinois

A. O. SMITH Harvestore Division Dept. SF-46, Kankakee, Ill.

Yes, please send me the Farm Profit Plan booklet. I'm interested in increasing my profits through Vertical Farming.

Name

Town

County R.F.D.

State

79

Advertisement - 1948

Increase Milk Production This Modern Way

THE MARTIN HAYMAKER is the new and modern way for fast, quality haymaking. It eliminates weather worries and fire danger, keeps hay green and fragrant without loss of natural, healthful carotene and vitamins. Users find increased profits more than pay for the Haymaker in a few seasons. You can depend on a Martin Steel-Bilt Haymaker, just as farmers everywhere have depended on Martin Steel-Bilt Silos, Corn Cribs, Bins for over a quarter of a century. Write today for complete information. Martin Steel Products Corp., 104 Longview Ave., Mansfield, Ohio.

STEEL MARTIN-BILT

Pioneer in the Design and Fabrication of Steel Buildings Exclusively for the Farm

Advertisement - 1956

Copper-content ROSSMETAL SILO galvanized is a Real Money Maker

GREATER SAFETY
BETTER SILAGE
MORE PROFIT

from the ROSSMETAL SILO, now the choice of successful farmers everywhere. Gives protection against fire, wind-storms and freezing troubles. Does not shrink or swell and resists silage acids. Keeps silage sweet and saves loss from spoilage. Can be easily erected, lasts a lifetime and the height can be increased at any time at a minimum cost. These ROSSMETAL Silo advantages make for larger profits.

All these facts are proved over and over again by letters from Ross owners. Everyone interested in buying a Silo should first read "Users Own Words." It is free—send for it today.

Easy terms. Buy now — pay later.

THE ROSS CUTTER & SILO CO.
Established 1850
10 Warder St.
Springfield, Ohio

Write your name on margin. Check items which interest you and we will send complete information.

Users Own Words FREE BOOK

Silos ■ Cribs ■ Cutters ■ Stanchions ■ Brooder Houses ■ Hog Houses ■

Advertisement - 1930

Michael Houser,

WA State Architectural Historian

360.890.2634 or

michael.houser@DAHP.wa.gov

dahp

protect the past, shape the future

DEPT OF ARCHAEOLOGY + HISTORIC PRESERVATION

Questions?

Send me a note, text, letter, twitter, snapchat , call, message, etc…..