



Standards for Roof Replacement Washington State Heritage Barns



HOW TO USE THIS GUIDE

😊 YES! Do this.

😐 Meh.

😞 If you must.

💀 No way!

✓ **ALLOWED**

- 😊 1. Wood Shakes and Shingles
- 😊 2. Corrugated Metal Roof Panels
- 😊 3. Standing Seam Metal (without Ribs)
- 😐 4. Standing Seam Metal (with intermediate Dutch Seams)
- 😐 5. Three Tab Shingles (with little color variation)
- 😞 6. Standing Seam and Corrugated Metal (with Ribs)
- 😞 7. Simulated Wood Shakes

✗ **NOT ALLOWED**

- 💀 8. Three Tab Shingles (with significant color variation)
- 💀 9. Architectural Shingles

✓ **ALLOWED**

😊 1. Wood Shakes and



Allowed Treatment: Wood Shakes and Shingles

- ✓ **Repair** existing wood shingles in situ.
- ✓ Replace existing wood shingles **in-kind** (match original size, material, color, texture).
- ✓ Replace existing wood shingles with treated, fire-resistant wood shingles.
- ✓ **Restore** roof to original or historic appearance using wood shingles.
- ✓ Material was **historically available**.



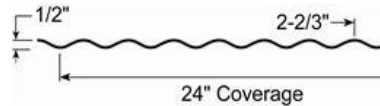
Standards for Roof Replacement Washington State Heritage Barns



ALLOWED



2. Corrugated Metal Roof Panels

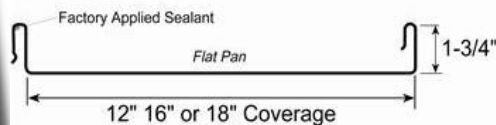


Allowed Treatment: Corrugated Metal Roof (without Ribs)

- ✓ Replace historic roofing material only if beyond repair.
- ✓ **Color** should be earth-tones with no variation –should be matte finish.
- ✓ Corrugated metal panels should be simple and rounded as shown above.
- ✓ Material was probably not original, but still **historically available**.



3. Standing Seam Metal (without Ribs)



Allowed Treatment: Standing Seam Metal (without Ribs)

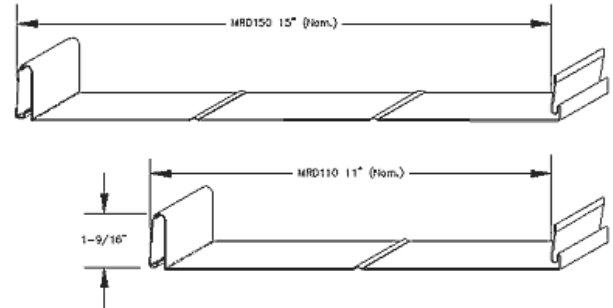
- ✓ Replace historic roofing material only if beyond repair.
- ✓ Standing seam metal panels should be properly installed to **prevent oil canning**.
- ✓ **Color** should be earth-tones with no variation – should be matte finish.
- ✓ Standing seam metal **without ribs** is preferred over panels with Dutch seams (item 4.)
- ✓ Material was not original, but still **historically available**.



ALLOWED



4. Standing Seam Metal (with intermediate Dutch Seams)



Allowed Treatment: Standing Seam Metal (with intermediate Dutch Seams)

- ✓ Replace historic roofing material only if beyond repair.
- ✓ Standing seam metal panels should be properly installed to **prevent oil canning**.
- ✓ **Color** should be earth-tones with no variation – should be matte finish.
- ✓ Material was not original, but still **historically available**.



5. Three Tab Shingles (with little color variation)



Allowed Treatment: Three Tab Shingles (Little color variation)

- ✓ Replace historic roofing material only if beyond repair.
- ✓ Three tab shingles should have **little variation in color**.
- ✓ **Color** should be relatively uniform and earth-tones with minor variation.
- ✓ **See below** for examples of three tab shingles that would not be recommended.
- ✓ Material was not original, but still **historically available**.



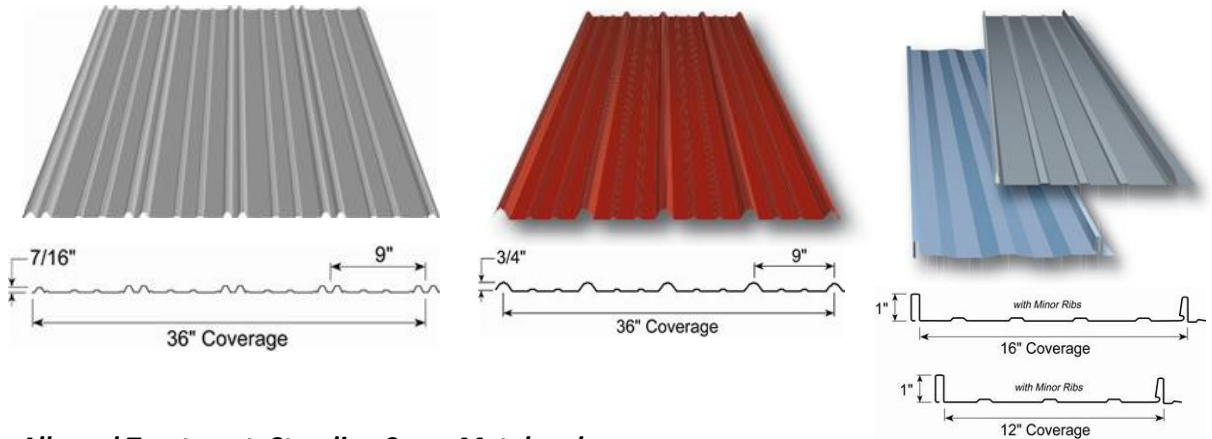
Standards for Roof Replacement Washington State Heritage Barns



ALLOWED




6. Standing Seam and Corrugated Metal (with Ribs)



Allowed Treatment: Standing Seam Metal and Corrugated Metal (with Ribs)

- ✓ **Color** should be earth-tone and **brightness** should be limited – should have matte finish.
- ✓ Standing seams should be simple and rectangular (see item 3).
- ✓ All roofing installations shall be **reversible**.
- ✓ Standing seam and corrugated panels with ribs were **not historically available**.





Standards for Roof Replacement Washington State Heritage Barns



✗ **ALLOWED**



7. Simulated Wood



Not Allowed Treatment: Simulated Wood Shakes

- ✗ Materials that simulate an authentic material shall not be used (metal, composite, cementitious, etc.).
- ✗ **Simulated wood shakes** do not replicate the character of real wood shakes.
- ✗ Gaps between panels (right) do not properly replicate original material dimensions.
- ✗ Materials with machine-applied simulated wood grain texture shall not be used.
- ✗ **Brightness** / sheen shall be avoided.
- ✗ Material was **not historically available**.

✗ **NOT ALLOWED**



8. Three Tab Shingles (Non-uniform color)



Not Allowed Treatment: Three Tab Shingles (with significant color variation)

- ✗ (Left): Significant color variation is not recommended.
- ✗ (Middle): Color is too bright, not earth-tone, and variation is significant.
- ✗ (Right): Color is earth-tone, but variation is significant.
- ✗ Material with significant color variation was **not historically available**.



✗ NOT ALLOWED



9. Architectural Shingles (Specialty Shingles)



Not Allowed Treatment: Architectural Shingles

- ✗ **Color** should not have significant variation.
- ✗ **Simulated depth** leaves shingles looking two-dimensional and is not recommended.
- ✗ Architectural shingles were not historically available and thus their use should be avoided.
- ✗ Some architectural shingles have actual depth, but are still not recommended due to their **lack of historical precedent**.
- ✗ **Shape** of shingles should be relatively rectangular with 90 degree corners, not rounded or trapezoidal, and should not look like a puzzle.




ADDITIONAL ROOF REPLACEMENT GUIDELINES

- ✓ Only wood gutters or “half-round style” metal gutters are allowed. Preferred treatment is the installation of French drain.
- ✓ In all cases, prior roof materials should be removed down to skip sheathing before the installation of new roof material.
- ✓ Skip sheathing should be repaired or replaced as needed.
- ✓ Waferboard/OSB is not allowed as decking material – Only standard plywood.



Half Round Gutter Example



Wood Gutter Installation



Exposed Replacement Skip Sheathing