


Creating a SAW Account



WELCOME
to your login for Washington state.

SecureAccess
Washington

[SIGN UP!](#) [GET HELP](#) [TIPS ON](#)

LOGIN

USERNAME

PASSWORD


[SUBMIT](#)

[Forgot your username?](#) | [Forgot your password?](#)




Updated by Annie Strader on 8-7-2018

Follow this link. [Secure Access Washington Home](#)
Click on the SIGN UP! button to create an account.



WELCOME
to your login for Washington state.

 [SIGN UP!](#) [GET HELP](#) [TIPS ON](#)

LOGIN

USERNAME

PASSWORD

[SUBMIT](#)

[Forgot your username?](#) | [Forgot your password?](#)

ON BEHALF OF



Fill in the information requested

Please note that you will need to meet the requirements of the password, and the red text will disappear when you meet all the requirements.

Not sure if you already have an account? [CHECK NOW](#)

FIRST NAME

LAST NAME

EMAIL

USERNAME

PASSWORD REQUIREMENTS

- Add at least 10 more characters
- Add a special character or a lower case letter or an uppercase letter or a number

PASSWORD

CONFIRM PASSWORD

SecureAccess
Washington


USERNAME

PASSWORD

[Forgot your user](#)

INGTON STATE AGENCIES

Check your email for the activation email that will be sent by the system. Please note that these emails will occasionally go to your junk mail.



The image shows a web page for Washington State Agencies. A modal window titled "SIGN UP!" is open, displaying a "CHECK YOUR EMAIL" message. The background shows a login form with fields for "USERNAME" and "PASSWORD", a "SUBMIT" button, and links for "Forgot your username?" and "Forgot your password?". To the right, there is a graphic with the text "ON BEHALF OF WASHINGTON STATE AGENCIES" over a map of Washington and the state capitol building. The top left features the Seal of the State of Washington.

SIGN UP! ✕

Not sure if you already have an account? [CHECK NOW](#)

CHECK YOUR EMAIL

An activation link has been sent to your email. You must click the link to activate your account before you can login.

SecureAccess
Washington

LOGIN

USERNAME

PASSWORD

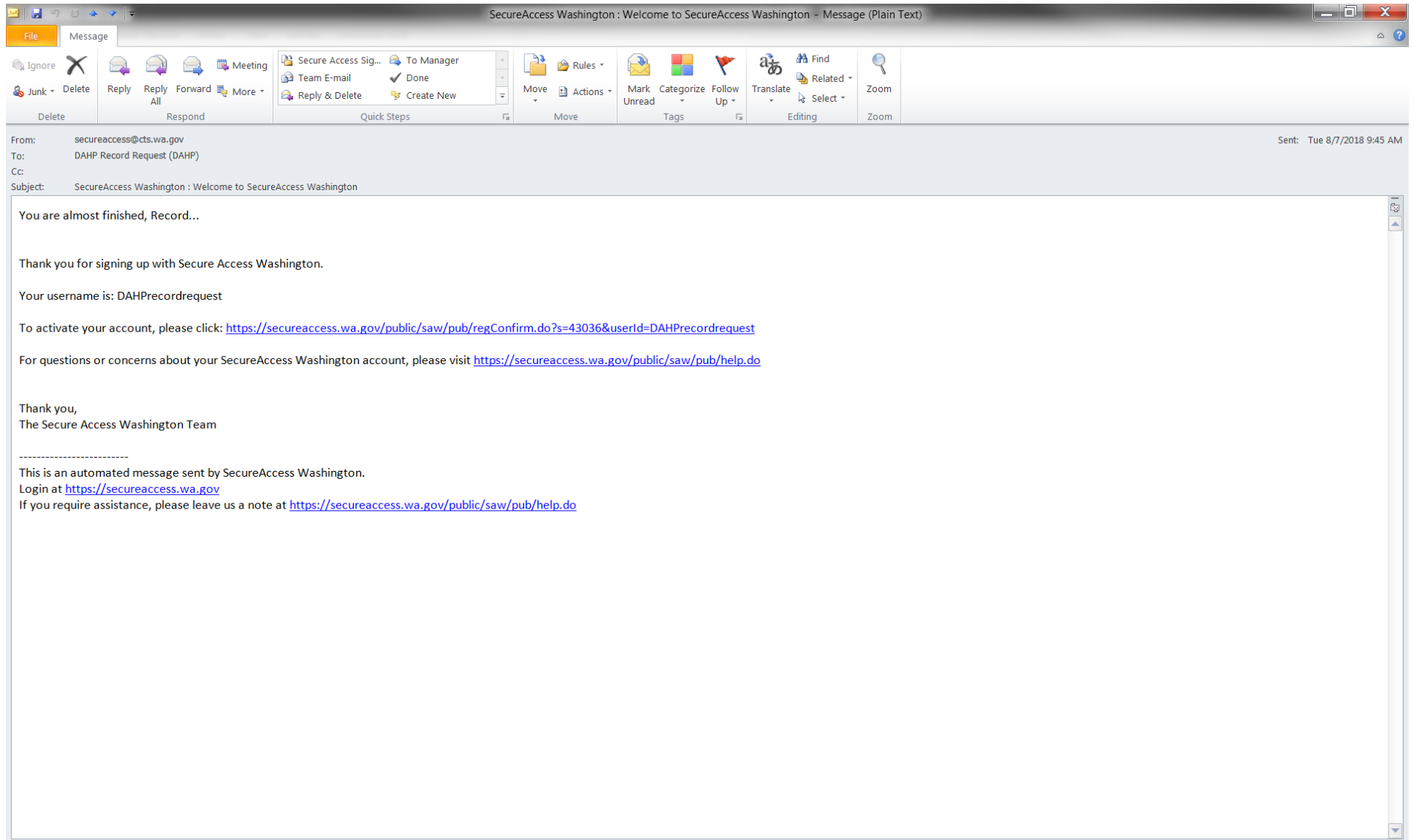
[SUBMIT](#)

[Forgot your username?](#) | [Forgot your password?](#)

ON BEHALF OF

WASHINGTON STATE AGENCIES

You will then receive this email. Click on the link to activate your account. If the link won't work follow the steps provided in the email.



Your account should now be active and you will be prompted to log in. **Please note that this does not finish your application process. Please see the tutorial “Requesting access to the Washington Information System for Architectural and Archaeological Records Data (WISAARD) Service.**

The screenshot displays a web interface for account management. At the top left is the Seal of the State of Washington. A central white notification box with a green border contains the text: "SIGN UP!" with a close icon, "Not sure if you already have an account? CHECK NOW", "ACCOUNT ACTIVATED!", and "Your account is activated and you can now login." Below this is a green "LOGIN" button. The background features a "SecureAccess Washington" logo, a "LOGIN" section with "USERNAME" and "PASSWORD" input fields and a "SUBMIT" button, and a "ON BEHALF OF WASHINGTON STATE AGENCIES" graphic with a map of Washington and a building illustration. Navigation links for "SIGN UP!", "GET HELP", and "TIPS ON" are visible in the top right.