

Requesting Access to the Washington Information System for Architectural and Archaeological Records Data (WISAARD) Service

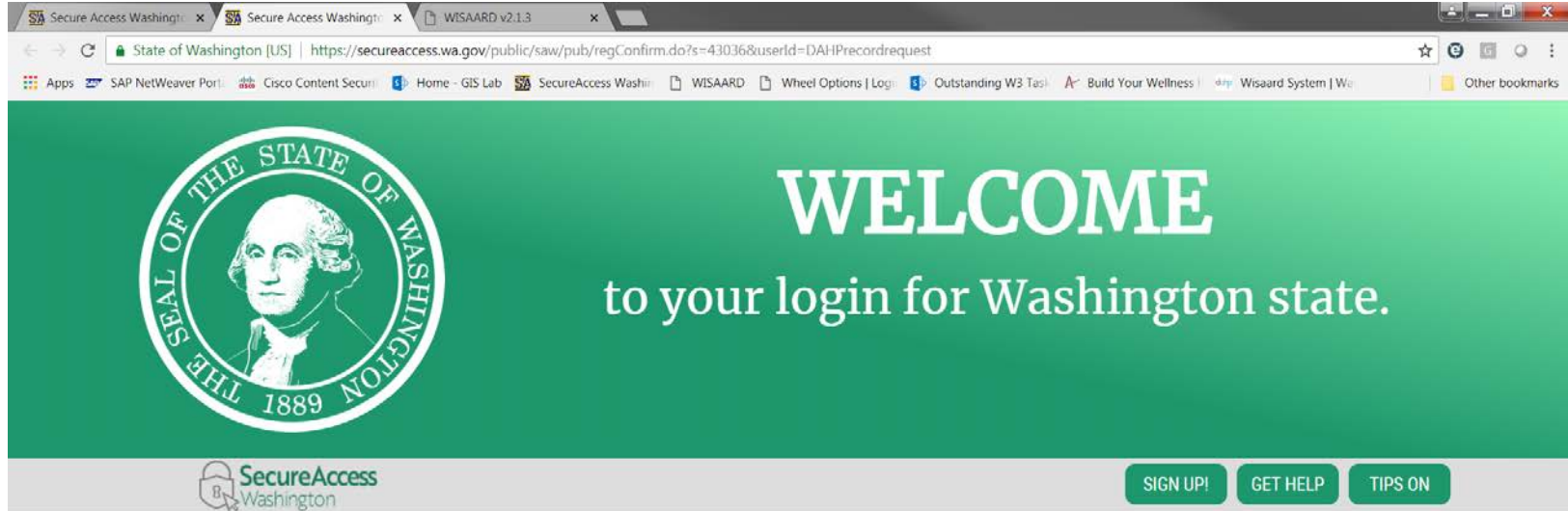
The screenshot displays the WISAARD web application interface. At the top, the logo reads "WISAARD Washington Information System for Architectural & Archaeological Records Data". Below the logo is a navigation bar with tabs for "MAP", "SEARCH", "PROJECT", "RESOURCE", and "PERSON/ORG". A search bar is positioned above the map, containing the text "Search Addresses, Places, Site ID or TRS". To the right of the search bar are buttons for "Basemaps", "Print", "Select Data", "Draw Graphics", and "Measure". The main map area shows a topographic map of Washington state with various data layers overlaid, including county boundaries and various records. A legend panel on the right side of the map lists the following layers:

- Property
- Register
- Cemetery
- Archaeology
- Traditional Cultural Places
- TCPs (DAHP-Staff)
- Cultural Survey
- Project Area / Area of Potential Effect
- Maritime
- Base Data
- City Boundaries
- Township Range & Sections
- County
- Quadrangle Boundaries
- Railroads
- Certified Local Governments
- Township Range
- Tribal Layers
- Environmental
- State & Federal Boundaries
- County Parcels
- Historic Maps
- Predictive Model
- GLOs (1880s - Early 1900s)

At the bottom left of the map, there is a scale bar showing 0, 30, and 60 miles. The bottom of the interface displays the text "2.1.2.11345 - Server:SSVDBOLYDAHP3, DB:DAHP".

Updated by Annie Strader 8-7-2018

Go to <https://secureaccess.wa.gov/> and log in to your SAW account.
If you do not have a SAW account please follow the tutorial for creating an account.



LOGIN


USERNAME

PASSWORD

[Forgot your username?](#) | [Forgot your password?](#)




Choose "Add a New Service"



GOOD MORNING!

What can we help you access today?

 ACCOUNT GET HELP TIPS ON LOGOUT

ADD A NEW SERVICE

SERVICE	DESCRIPTION	MEMBERSHIP ?	ACTION ?
---------	-------------	--------------	----------

Welcome to Secure Access Washington! To start using services from agencies around Washington, click the 'Add A New Service' button above.

SHOWING YOUR SERVICES FROM
ALL OF WASHINGTON



Choose "I would like to browse a list of services."

Secure Access Washington [US] | <https://secureaccess.wa.gov/myAccess/saw/myFortress/displayAgencies.do?section=addService>

What can we help you access today?

SecureAccess Washington

HOME ACCOUNT TIPS ON GET HELP LOGOUT

ADD A NEW SERVICE

I have been given a code.

I would like to browse a list of services.

Choose "Department of Archaeology and Historic Preservation"

ADD A NEW SERVICE

Board of Accountancy

Consolidated Technology Services

Department of Archaeology and Historic Preservation

Department of Commerce

Department of Ecology

Department of Financial Institutions

Department of Health

Department of Labor and Industries

Department of Licensing

Department of Natural Resources

Department of Revenue

Department of Social and Health Services

Department of Transportation

Employment Security Department

Click "Apply" for WISAARD

The screenshot shows a web browser window with the URL <https://secureaccess.wa.gov/myAccess/saw/myFortress/serviceList.do?domain=DAH>. The page features a green header with the text "GOOD MORNING!" and "What can we help you access today?". Below the header is a navigation bar with buttons for HOME, ACCOUNT, TIPS ON, GET HELP, and LOGOUT. The main content area is titled "SERVICES FROM DAHP" and displays a service card for WISAARD. The card includes the DAHP logo (Dept. of Archaeology + Historic Preservation) and the text "WISAARD" and "The Washington Information System for Architectural and Archaeological Records Data". A green "APPLY" button is located on the right side of the card and is circled in red.

Fill out the fields and click "Submit".
Please use a comma to separate multiple companies/agencies you work for.

If you need access to archaeological information you must also submit paperwork by mail to DAHP. The paperwork is available [here](#).

The screenshot shows a web form with the following fields and sections:

- First, Middle, Last Name**: A text input field.
- *List All companies/agencies you currently work for.**: A text input field with the instruction "List all of the Organizations in which you belong."
- *Phone Number**: A text input field with the instruction "How do we contact you?"
- *Email Address**: A text input field with the instruction "How do we contact you?"
- Do you need access to archaeological information?**: A checkbox with the note "Please note there is paperwork needed to access archaeological information."
- Were you previously signed up for any of DAHP's SAW services (e.g. HPI or WISAARD)?**: A checkbox with the label "Previous access?"
- SUBMIT**: A green button at the bottom of the form.

You will receive an email when your service request is approved.

