FREE

dahp
DEPT OF ARCHAEOLOGY + HISTORIC PRESERVATION
protect the past, shape the future
ACADEMY

Join us on-line zoom

Lunch n' Learn

November 18th - Noon

SPLIT DECISIONS

Split Entry & Split Level Designs of the Post War Era

with State Architectural Historian - Michael Houser



House + Home Magazine – Jan 1970

SPLIT LEVEL



VS



the Arlington

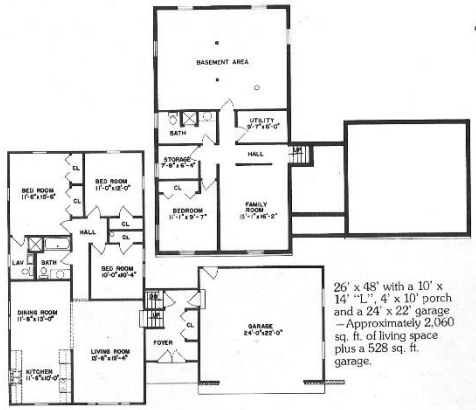

26' x 48' with a 10' x 14' "L", 4' x 10' porch and a 24' x 22' garage —Approximately 2,060 sq. ft. of living space plus a 528 sq. ft. garage.

Distinctive double doors open from the recessed entry of this handsome split-level rambler.

Inside, the upper level contains 3 bedrooms, 2 baths, living room, kitchen and dining room. His and Hers closets in the master bedroom feature bi-fold doors, as does the closet in the large entrance foyer.

The basement level contains plenty of space for a suggested 4th bedroom, recreation room, bath, and laundry room.

Outside, you'll note the cantilevered front with its 12" overhang, the gable end roof over the foyer and garage, and the hip roof on the upper level.

The garage has ample room for two cars and storage.

Finishing materials for lower level furnished but not installed.

8023

the Hudson

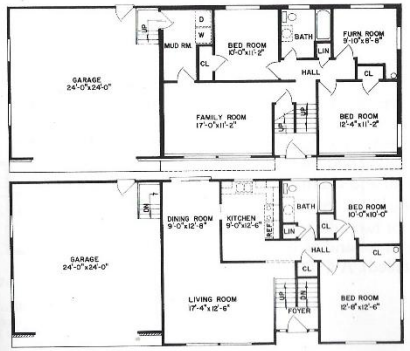

26' x 38' with 24' x 24' garage—Approximately 1,900 sq. ft. of living area plus a 576 sq. ft. garage.

8021

This 4-bedroom split-foyer design has a large living-dining room combination with a patio door leading to the back from the dining room.

Sidelight windows flank the front door.

Other features include two full baths, slideby windows on both levels and a family room on the lower level. Lower level also has a mudroom and a furnace room in addition to two bedrooms.

The two-car garage is accessible from the lower level.

The price (see list) includes finishing materials for the basement level. A 4' frame wall across the front of the house for the lower level is included.

8021 Optional



SPLIT ENTRY

HERE ARE THE BASIC TYPES OF MULTI-LEVEL HOMES

SPLIT-LEVEL "A"

Three or More Living Levels — Varying Roof and Ceiling Types

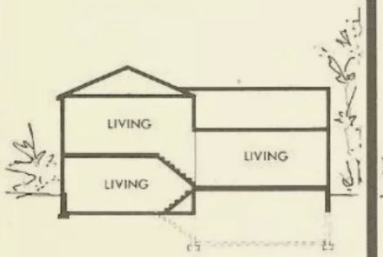

This is the most popular type of split-level. It has three living levels and an optional fourth level basement. Split-levels function and look better on rolling or hilly sites where the lower-level living areas can have full-story height exposure to outdoor living. All levels are connected by stairs that combine in pairs to make one full-stair flight. Split-level exteriors can vary with almost unlimited design variety. Another advantage to a multi-level design is that it provides distinct separation for different living functions.



SPLIT-LEVEL "B"

Three or More Living Levels — Continuous Sloping Roof and Ceiling

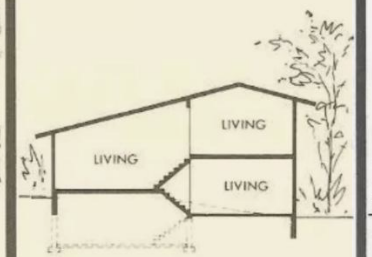

Another popular split-level home is characterized by a sloping roof which is continuous over two or more floor levels. This sloping roof usually results in exterior simplicity and a functional design of pleasant proportions. Interesting interior ceiling characteristics can be made with the use of the continuous slope such as exposed rafters and beams. In terms of livability both this split-level and split-level "A" are similar and very popular on the housing market.



BI-LEVEL "A"

Two Living Levels — Varying Roof and Ceiling Types — Split-Level Foyer

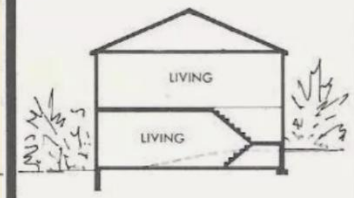

This is one of today's newer house types. It is commonly called the "raised ranch" design. It can be identified as a raised one-story house with an optional finished basement or as a sunken two-story house without a basement. The predominating feature of this type is a split-level foyer between the two living levels. The functional arrangement of the two living areas vary widely. Some have complete living facilities in the upper level with the bottom used as a basement and storage area. Other designs may have a rec room, extra bedrooms, a den, or a garage in the lower level.



BI-LEVEL "B"

Two Living Levels — Varying Roof and Ceiling Types — Hillside Living

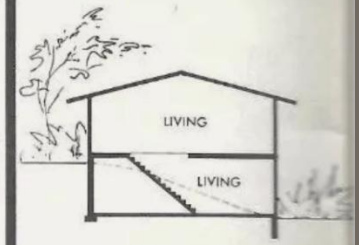

This bi-level can actually be a basic one-story with a basement, a 1½-story or a two-story home adaptable to a hillside site. It is different from bi-level "A" because it has full-story stairs between the living levels, with the main entrance on either the upper or lower grade, as determined by the site. The exterior wall exposure usually determines the amount of living space in the lower level. The remaining space may be used for utilities, storage, hobbies and other family needs. Hillside house planning is extremely flexible. Exteriors offer a great variety of design possibilities.



National Plan Service, Inc., Elmhurst, Ill. 60126—Printed in U.S.A.

Home Plans Catalogue - 1972

The Advantages of the Multi-Level House

The Multi-Level plan is really a device for placing a house on the side of a hill. Multi-level living is popular, too, for the way the change in levels gives drama and interest not possible with conventional floor plans.

NO WASTED SPACE: Because practically all the space on each level can be finished, the split level provides more total living space than the same size house of a different style. And the different levels help insure privacy for various family activities.

FITS PROBLEM LOTS: The split level takes advantage of hillside lots resulting in an unusually exciting style. Smart looking on flat ground, too.

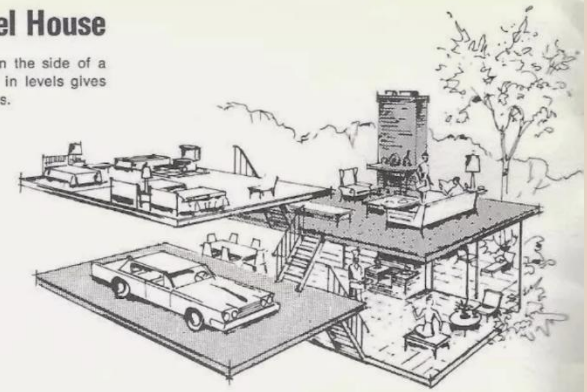



House – 10204 Bellgrove Ct, Seattle, 1955

STYLE VS. FORM

STYLE: is decoration or ornamentation that has been put on a building in a systematic pattern or arrangement. But it also includes proportion, scale, massing, symmetry or asymmetry, and the relationship among parts such as solids and voids or height, depth and width.



FORM / TYPE: is defined by combination of external appearance, internal structure, Layout, floorplan, massing, etc…

"The unity of the design as a whole"

SPLIT LEVEL

Configurations/Sub-Types

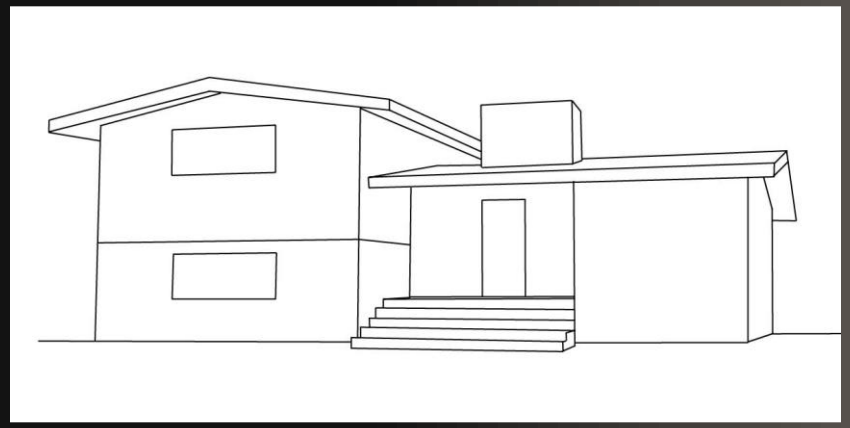

The Classic

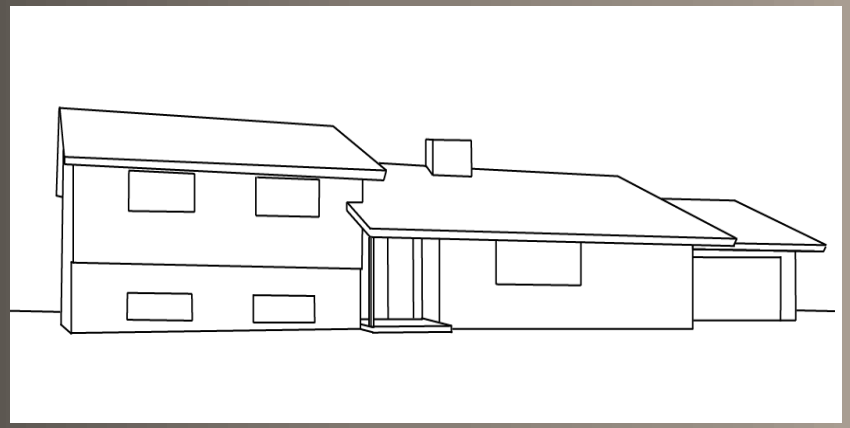

Side-by-Side

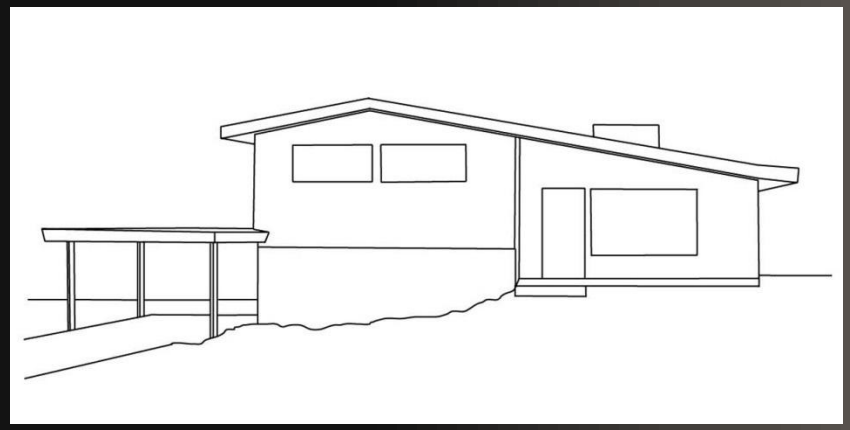

Flying Wing

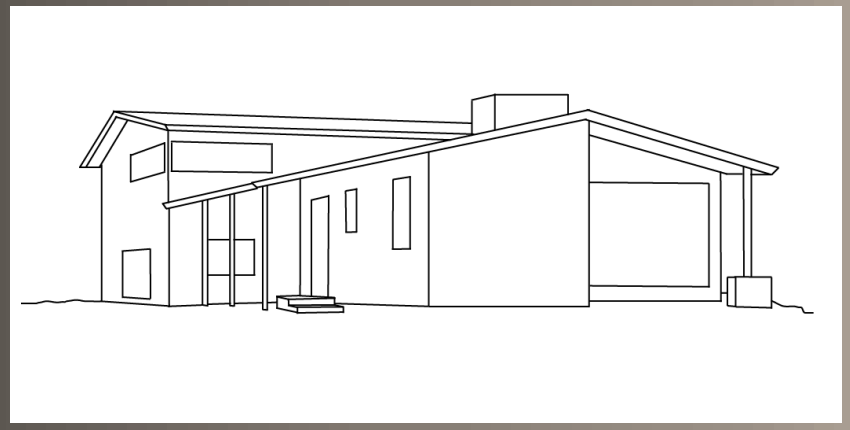

Front-to-Back

SPLIT LEVEL

1933-1990



Front door leads to living area

Various types of roof forms found including front and side-facing gables, hip or combination thereof

Aluminum sliding glass windows are common



Attached carport or integrated garage into main floor plan

Three separate levels. Two that are staggered by a partial flight of stairs

Raised basement with windows near grade level

Applied ornamentation varies greatly

Concrete Foundation

House Bellevue, c.1960

SPLIT LEVEL

History

House of the Week:

Modern Split Level Found First Choice

By JOE WING

Women have been crying for the modern living features incorporated in this split level home of the future.

They said as much during the Women's Congress on Housing in Washington.

To meet their demands, famed architect Rudolph Matern has already designed two widely acclaimed ranch homes. Now he turns the trick even more deftly with this split — and adds many selling points besides. It's HW-57 in The House of the Week series.

Just what is it that the American women wants in the way of a house? Here are some of her principal requirements as brought out at the Congress and as incorporated in HW-57:

1. Three bedrooms, with one and a half baths.
2. A living area of less than 1,500 square feet.
3. Separate dining room, and eating space for five in the kitchen.
4. Plenty of closet space.



BESIDES ITS NATURAL assets, this attractive split level has the added points of living comfort suggested by the Women's Congress on Housing.

door from the living room area and providing direct access to the family room without tracking outside dirt into the living room.

It separates the living from the bedroom area quite definitely, and yet does it with only a few stairs instead of the full flight that causes such a strain on the housewife in the two story.

In this split as in most there is no difficulty about making the bedroom windows full depth, instead of head-high slits.

Both the living and the recreation levels have the convenience of direct outdoor access.

The house is completely versatile in that it can be built on either flat or rolling land, or in cold or warm, climates. It can be built [illegible] slab.

Finally, there is that private side porch that provides a quiet sitting or reading area if outdoor entertaining is progressing on the rear area.

Where else are you likely to find so much in such compact space?

cellar or more than adequate size for heating, shop storage and family living, yet one that extends under only half of the house.

Much has been added here by Matern to the Women's Congress conception of modern home requirements.

Among these items are the covered front and rear entrances, the naturally lighted family room with glass at both ends, and the sunken terrace at the rear — an inexpensive luxury item that has the practical value of being directly below the rear kitchen windows so that Mom can keep an eye on active youngsters.

Note also the special outdoor storage area for garden tools and such, the laboratory located to serve mud room, kitchen, family room porch, garage and basement with equal ease.

Finally, there is that private side porch that provides a quiet sitting or reading area if outdoor entertaining is progressing on the rear area.

Where else are you likely to find so much in such compact space?



Everett Herald
June 15, 1957

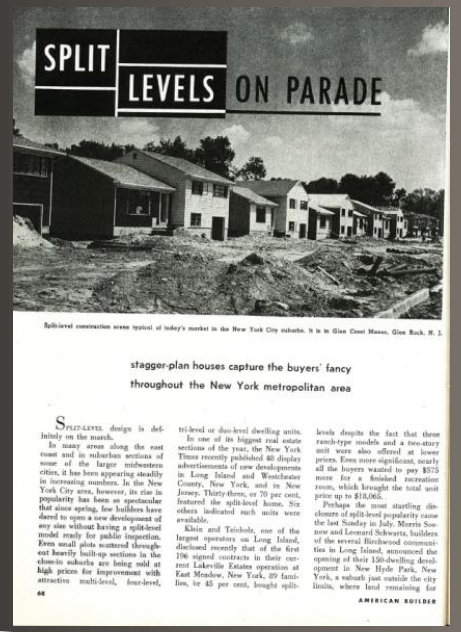

American Builder
October 1953



House Des Moines, c.1959



AP Newsfeatures

Construction economy has given the split level, such as the design shown here, its widespread popularity. With bedrooms having a flight up from the living room wing, the garage is accommodated under the bedroom wing with a ground floor recreation room and terrace behind the garage. Open cellar with laundry and heating plant is located under the living room wing. This is Plan Y-327 by [illegible] York, architect, 90-01 161st St., Jamaica 2, N. Y. The house has [illegible] square feet of habitable floor space.—AP Newsfeatures.

Tacoma News Tribune
January 16, 1955

3 bedrooms, split levels are most popular houses

Today's typical homeshoppers are a couple wanting a three-bedroom split-level on a large deep lot.

This and other findings resulted from a 100 question survey of 689 homeshoppers conducted at 27 different home developments on the West coast, the Spokane Board of Realtors research department reported.

The researchers reported that the most popular house emerging from the findings [illegible]

ing was 2.3 times their annual family income, well within the traditional 2.5 to 1 guideline.

The largest percentage of shoppers, 37 per cent, were couples, followed by three person families, 23 per cent, and four-person families, 22 per cent. The majority of the shoppers, 55 per cent were looking at both new and used homes.

People still relate to their own plot of land: 29 per cent want a large lot with a deep backyard; 22 per cent, a me-

Small common areas and centers were favored over large ones, 33 per cent to 21 per cent.

Out of a list of 14 items, the most popular community recreational facilities were swimming pool, 95 per cent; therapy pool, 88 per cent; and tennis courts, 84 per cent.

Tax credit

Spokesman Review
July 13, 1975

Quality Is New Home Keynote—

Ranch, Split Level Are Popular

Ranch style and split level designs will dominate the home building picture this year, in the opinion of Spokane home builders.

Home buyers can look forward to no radical changes in construction, the builders said, but rather to more emphasis on "quality production." Because buyers seem to want them, builders are turning out bigger and better houses, despite the "tight money" situation.

As a result of the trend, which is nation-wide, many of the nation's largest suppliers of building materials are continuing to key much of their output to ranch and split level houses.

Use of large picture windows and sliding glass doors, synonymous with ranch and split level design, is making many builders more conscious of solar design.

(Solar design involves facing the large areas of insulated glass to the south, thus trapping the rays of the low winter sun for heat, and shading rooms from hot summer rays through the use of a scientifically constructed overhang.)

Some other trends follow:

1. A continued accent on home air conditioners, with accompanying development of better wall and roof insulations, including double-paned insulating glass in all windows in the room.
2. New types of roof trusses, prefabricated to cut building costs.
3. Growing popularity of compact kitchens, with built-in ranges and refrigerators which blend with the design of sink units and cabinets.
4. Wider use of plastics in construction. For example, some manufacturers now are producing a transparent plastic substance to keep out moisture.
5. Outdoor living is growing more popular among home owners, with sliding doors of insulated glass coming into widespread use to bring living areas closer to outdoor recreational areas.

Many Homes Offer

Spokane Daily Chronicle April 9, 1957

SPLIT LEVEL

History

SHERIDAN BEACH TO HAVE OPENING

TRI-LEVEL HOME IS ATTRACTION

Seattle home lovers will travel to the beautiful Sheridan Beach "flower garden suburb" today for a combined house party and "world premiere" of the Puget Mill Company's tri-level home.



John L. Scott

Although four exquisitely-designed, modern houses will be open throughout the day for public inspection, visitors undoubtedly will center their attention upon the tri-level structure which has received such favorable comment in local architectural circles.

As a setting for the tri-level home and the other fine new residences at Sheridan Beach is a wealth of flowers, artistically arranged along the parking strips and the sidewalks. Cecil Solly, widely-known Northwest garden authority, is in charge of this part of the development of Sheridan Beach and has an elaborate program mapped out for the fall and spring.

Scott Is Sponsor

Originated by John L. Scott, sales manager of the Puget Mill Company, with William J. Bain, Seattle architect, as co-developer, the tri-level home, with its space saving three-floor levels, costs 25 per cent less to build than other homes of identical size, thereby saving the buyer a considerable sum at the outset.

Built near the Lake Washington shore, facing the forest and mountains which afford an unusual view, the home of white brick and siding contains an entrance hall, living and dining rooms, and sunny, convenient kitchen on the first floor level.

Recessed, casement windows in the living room look out upon the front yard where gay summer flowers now are in bloom at the foot of the several cottonwood and mountain ash trees. White-painted walls contrast with the knotty pine of the fireplace wall into which deep bookshelves have been cut.

Has Flagstone Walks

From the casement windows of the dining room, the visitor glimpses the backyard terrace with its flagstone walks, bordered at its edges with towering trees. Charm and convenience are combined in the kitchen with its two-toned green tiling and ample cupboard space for the most fastidious of housewives.

In this same view-spot, enhanced by the flowers and trees which fill every available cranny, three other homes give the tri-level house strong competition.

HOUSE HAS "WORLD PREMIERE"





Puget Mill Company's "tri-level house" will have its "world premiere" at Sheridan Beach on the shore of Lake Washington, Sunday. Of new design that saved building costs 25 per cent, according to John L. Scott, sales manager of the mill company and sponsor of the new house, it will undoubtedly gain much comment among the local building trade and home-seekers. The "tri-level house" is shown in the upper photo, and another new home also opened for public inspection, below.

DESIGN SAVES BUILDING COSTS

Claiming a 25 per cent saving in building costs, John L. Scott, sponsor of the tri-level house," being shown Sunday at Sheridan Beach, and William J. Bain, Seattle architect and codeveloper, believe the new type construction will be the coming thing in architecture.

The house employes the newest wrinkle in home-building: staggering the floor levels with a saving of unnecessary space.

Instead of the conventional "full basement" under the entire floor, it is located under a portion of the house as a half basement. In this way a half-length stairway leads to the first floor level, and another half-length stairway leads to the second floor.

"With this design we conserve needed space in many ways," explained Scott. "There is a saving in lumber to begin with, and the house is particularly adapted to a sloping terrain.

WILLIAM J. BAIN
ARCHITECT
A. I. A.

The New York Society Library, the oldest free public library in New York City, has moved into new quarters at 53 E. 79th St. The library since 1856 has been situated at 109 University Place.

Plans
For a Home Building Program Should Include
Plans
For a Washington Mutual Construction Loan
LOWEST RATES LONG TERMS
NO COMMISSION
PLUS This Unusual Feature!
YOU MAY PAY PART OR ALL AT ANY TIME
Forty-Eight Years of Experience at Your Disposal
WASHINGTON MUTUAL SAVINGS BANK
1101 SECOND AVENUE
Resources, $60,000,000

Visit Sheridan Beach
Inspect These New "TRI-LEVEL" HOMES
O.B. Williams Co.
Stock and Detail Millwork
Glass—Cabinets
1945 1st S. EL. 6508

LUMBER
AND BUILDING MATERIALS USED IN

Seattle Times August 8, 1937

World Premiere TODAY!

TRI-LEVEL



The House that Saved 25%
IN BUILDING COSTS...

Retaining same size rooms but eliminating, cleverly, the expense of both a second story and basement, this new home, the acme of modern design, makes its premiere to the world at SHERIDAN today. It has the space of the average two-story home. Costs no more than the average one-story. Adds advantages to living and to architectural beauty.

Open Today at SHERIDAN

4 HOMES COMPLETED ~ 6 NOW UNDER CONSTRUCTION

See SHERIDAN today. See the ten new homes completed or under construction. A garden-lover's paradise. The garden-suburb of Seattle. A trout stream. Country atmosphere. Exclusive living. Private waterfront. All within twenty minutes of Seattle. Tracts begin at $1,000 each. Terms as you desire them. See SHERIDAN today!

Hear Cecil Solly's description of Sheridan Gardens—KJR—Sunday, 11:15 A. M.

SHERIDAN BEACH
East 165th Street and Bothell Way
OFFERED BY THE PUGET MILL COMPANY • 208 WALKER BUILDING, SEATTLE • MAin 4755

TO WHOM IT MAY CONCERN

AND PARTICULARLY TO REALTORS BUILDERS AND ADVERTISERS

PLEASE TAKE NOTICE

that the undersigned, Puget Mill Company, has the exclusive right to the use of the following words or forms of advertisements, namely:

"RANCHETTE"

(Part-time farms built by Puget Mill Company in West Seattle and north of Seattle.)

"TRI-LEVEL HOUSE"

(One of which is now on display at Sheridan Beach.)

Both these words are duly registered trademarks and names, the first being property of Puget Mill Company, and the second being the property of John L. Scott, who has licensed Puget Mill Company to use the name.

PUGET MILL COMPANY
208 Walker Bldg. Seattle
SINCE 1853

Seattle Post Intelligencer Sept 19, 1937

SPLIT LEVEL

History

THE CONCORD

▲ FIVE ROOMS, BATH, RECREATION ROOM AND FUTURE BEDROOM



MODERN HOME
No. 3379
ALREADY CUT AND FITTED
SEE PRICE LIST

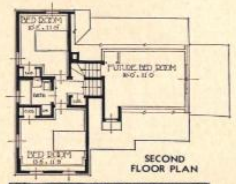

SECOND FLOOR PLAN

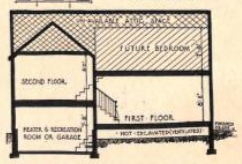

SECTION SHOWING FOUR FLOOR LEVELS

THE CONCORD is a true American Cape Cod home. Its beautiful exterior and practical floor plan have won it the reputation of "America's most popular low priced home." We are very proud to present this home, employing a new principle in construction which is a big money saver.

The plan has four floor levels. The basement which is only a few feet below grade requires only a minimum excavation, being confined to the left wing only, but sufficiently large to provide recreation room, laundry and heater room. The recreation room can be converted into a motor room, where an attached garage is wanted. (See the garage entrance of the Homestead on the opposite page.)

The regular floor level which is only six steps up from the basement, contains a large "L" shaped room, forming living room and dining room. A well arranged kitchen is also on this level. A small hall forms the entrance to the basement level and gives additional kitchen storage.



FIRST FLOOR PLAN

A short flight of open stairs with wrought iron rail brings you to the second floor containing two bedrooms, bath, three closets and linen storage. You will note on the second floor plan that it is possible to have a third bedroom in the space over the living room.

This house is a good example of careful planning and how you can secure seven-room efficiency in the same space ordinarily devoted to five rooms.

The quantity and quality of all the materials and equipment for this home are fully guaranteed by this responsible company.

Base price shown on price list does not include garage illustrated.

See pages 4 and 5 for details on ready cut features.

See pages 12 to 15 for information on heating, lighting, plumbing.

THE HOMESTEAD

▲ FIVE ROOMS, BATH, GARAGE AND FUTURE BEDROOM



MODERN HOME
No. 3376
ALREADY CUT AND FITTED
SEE PRICE LIST

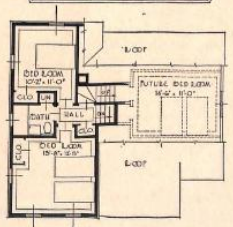

SECOND FLOOR PLAN

OF ALL Nature's gifts to man, none is more priceless and essential to his health, happiness and comfort than that so lavishly bestowed by the lordly monarchs of our primeval forests. Would your home, whether castle or cottage, pretentious or plain, be a real home if there were no "gift of trees" to give it an atmosphere of sincere welcome, warmth and hospitality?

Homes of wood can be reclaimed and refinished not only to their original beauty—but changes and additions can be made much easier than with any other material. Keep this in mind, wood homes are not expensive, especially when you select a tested economical plan.

Low Cost Enclosed Space. It is not a problem to design and build an attractive livable home when the amount of money you have to spend is unlimited—but it is a horse of another color when you have to keep within a "Low Cost" budget. To be successful you have to plan carefully to eliminate all waste space and material.

This beautiful Colonial Cottage with outside walls of clear bevel siding is certainly deserving of the name "Homestead."

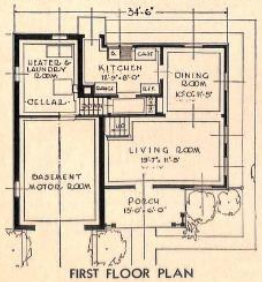

FIRST FLOOR PLAN

The Floor Plans. After studying the floor plans shown on this page and the cross section shown on page 36, you will note that you have three and a future fourth level. An attached motor room and utility room are provided in the left portion of the plan. This space requires only a minimum excavation about three feet below grade. If you plan on using a detached garage, you can have a larger basement or part of the space can be used for recreation room—a new feature desirable in every home.

The regular first floor level which you enter from the front porch contains living room, dining room, and kitchen. Everyone likes second floor privacy for their bedrooms, but objects to climbing a lot of stairs. Here you reach the two bedrooms and bath with a half flight of open stairs with wrought iron railing opening out of the living room.

You will also note that a large third bedroom can be furnished at some future time in the space over the living room.

The plan used with the "Homestead" has been so successful that we have used practically the same idea on five other houses shown on pages 22–23–36–58.

Send for complete details about the most successful Small Home planned.



Modern Homes – Sears, Roebuck & Co. 1934

SPLIT LEVEL

History



House Seattle ,1941



Included among residential transactions completed recently through the JOHANNESEN BROTHERS REALTY COMPANY, North End realtor firm, was the sale of this home at 11756 Third Ave. N. W. to Mr. and Mrs. Edwin M. Lund for Theodor Omdahl. C. R. Jackman handled negotiations.

Seattle Times February 15, 1942

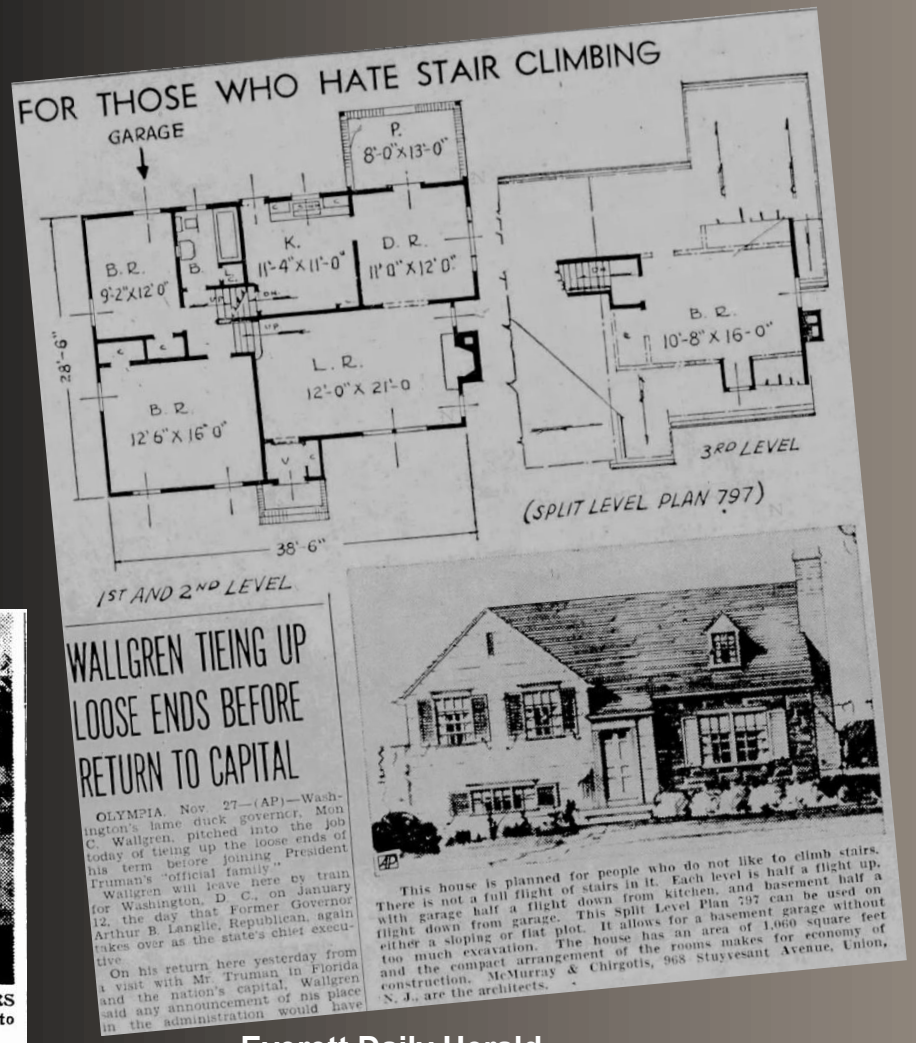

Everett Daily Herald
Nov 27, 1948



THOUSANDS SEE TRI-LEVEL HOME

Viewed by more than five thousand persons since its preview opening last Sunday, the Puget Mill Company's "House That Jack Built," model exhibition home at Sheridan Beach, has received its finishing touches and will be continued on display, John L. Scott, salesmanager for the concern, announced yesterday.

Built on the "tri-level" principle which incorporated the advantages of three-story construction with a saving of more than 20 per cent in costs, the new home is expected to be a leader in developing an entirely new building trend, Scott declared.

Basement Omitted

"In previous years," he pointed out, "a big percentage of a home's cost went into excavation and construction of a basement which seldom was used sufficiently to justify its cost. In this new 'tri-level' home, however, all three levels find full and convenient use."

The three levels in the exhibition home is, in reality, "basement-less," with a half-flight of stairs leading from the main level upward to the three bedrooms and bath, and a similar half-flight from the main level down to the recreation rooms and double garage, Scott pointed out.

Local Firms Participate

The home, furnished throughout by Seattle concerns, features a main - floor, especially - designed laundry room, with an unusual "back-porch" conservatory adjoining.

Firms participating in the construction and furnishing of the home include the West Coast Lumbermen's Association, which supervised building and the installation of Northwest wood paneling; Seattle Plumbing Supply Co... General Electric...

Seattle Times
June 26, 1938

SPLIT LEVEL

History





House Bellevue,1961



American Builder Mag December 1957



Seattle Post Intelligencer
May 15, 1960



SPLIT LEVEL

History





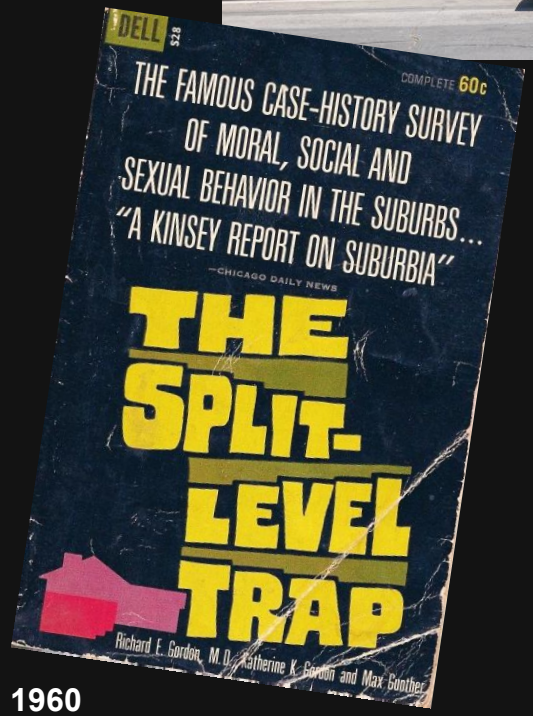

1960

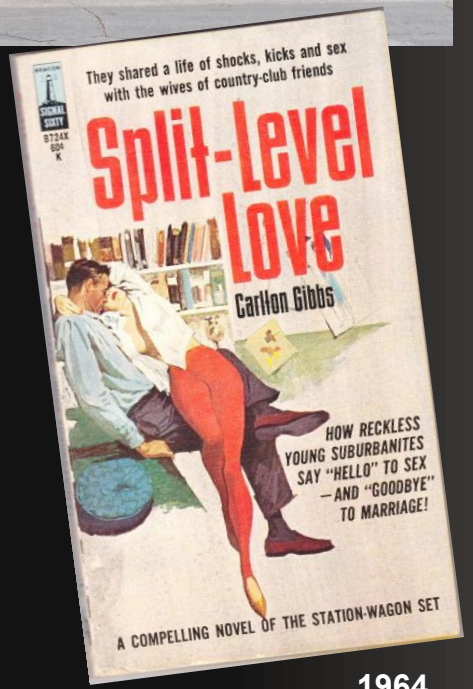

1964

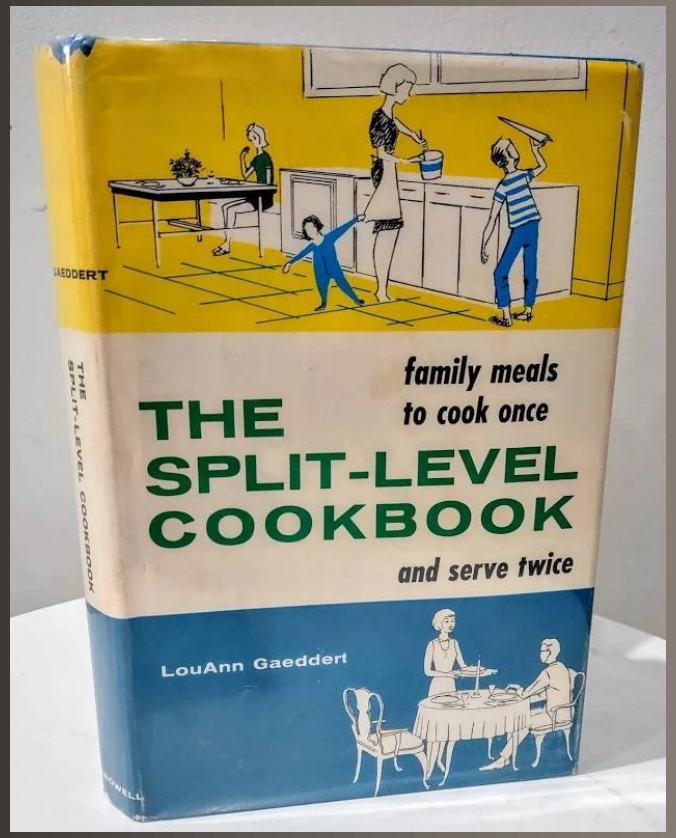

1967



1971

SPLIT LEVEL

History



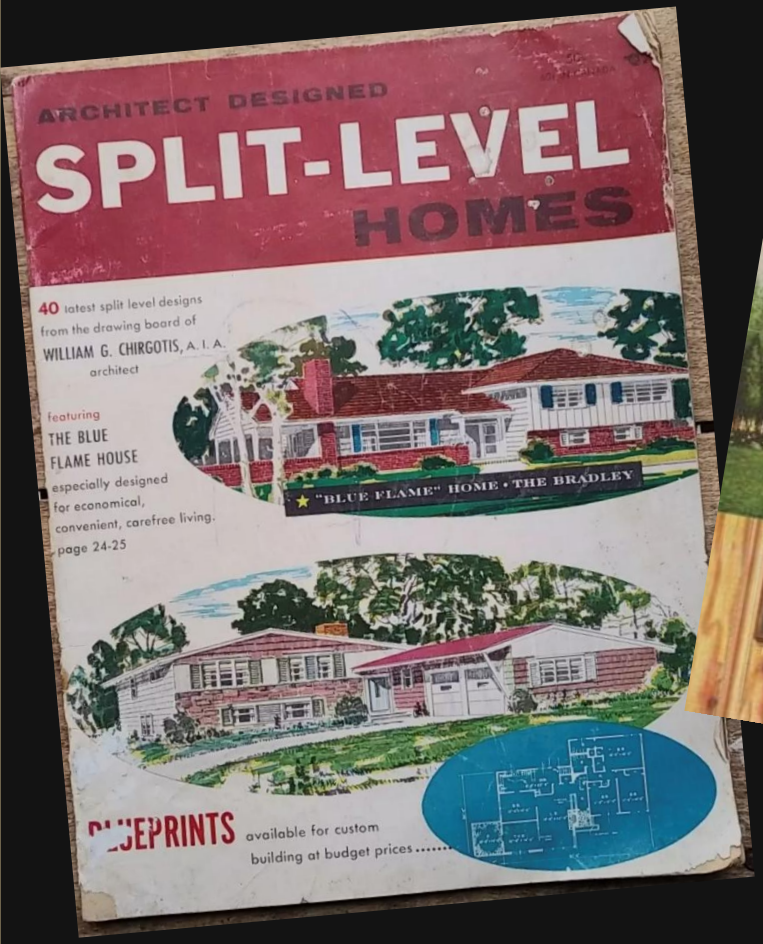

1955

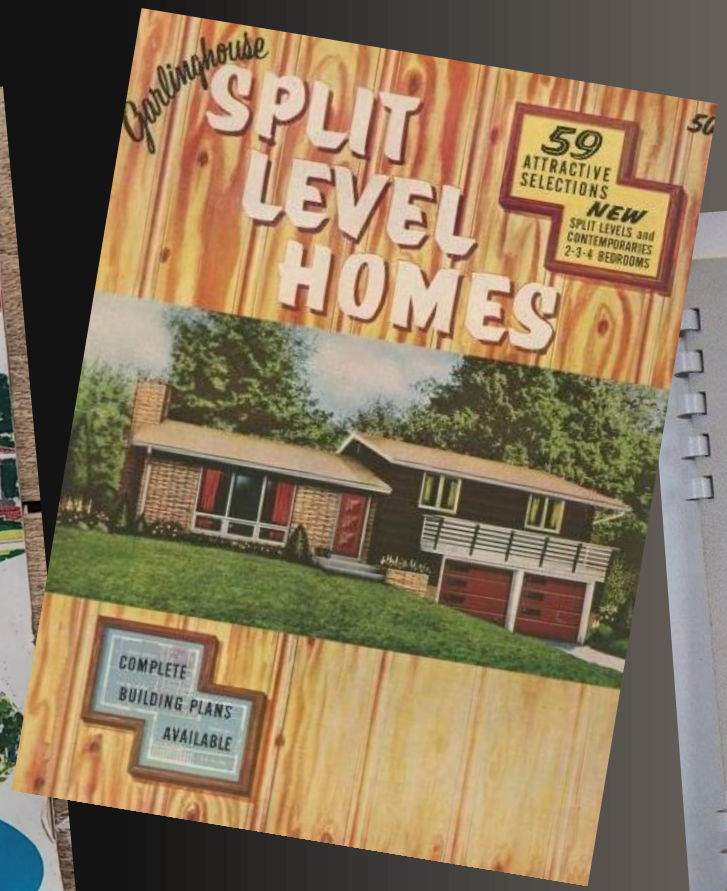

c.1960

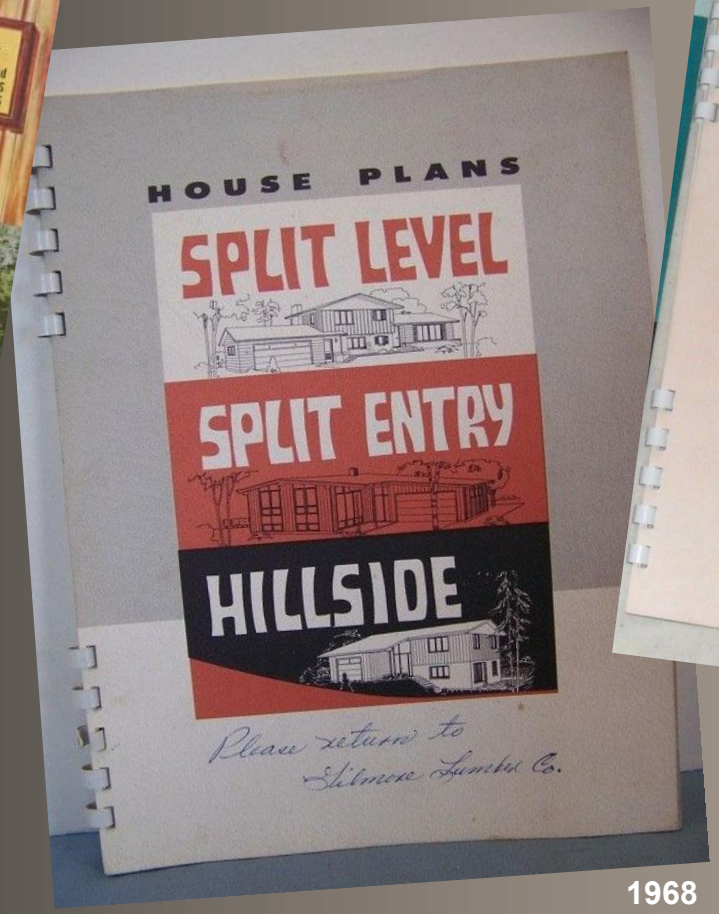

1968

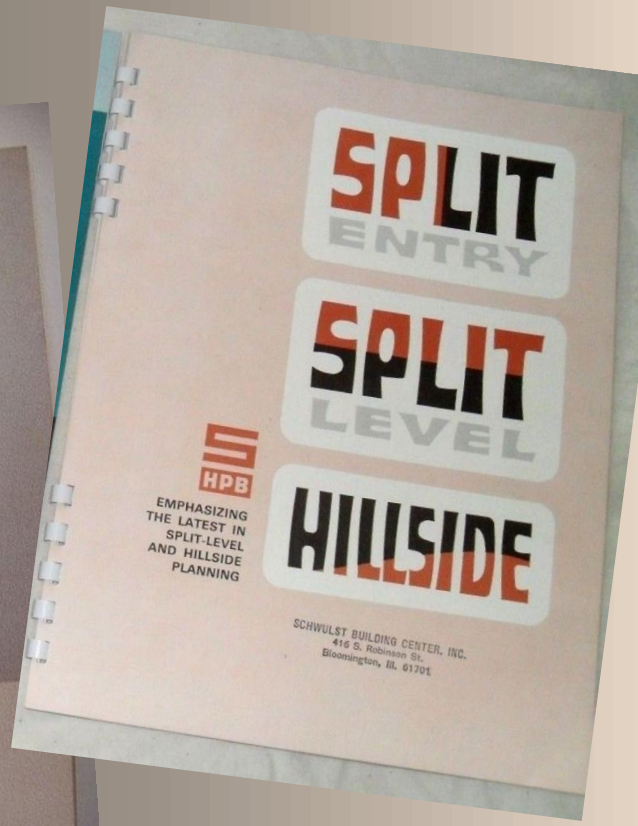

c.1970

SPLIT LEVEL



History



House Seattle, 1941



B.G. Andrews House Olympia, c.1940



House University Place, 1940



House Mount Vernon, 1940



W.S. Wilson House
Olympia, 1939

SPLIT LEVEL

"The Classic" Examples



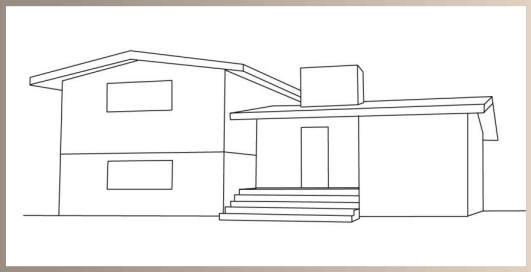



House Lynwood, c.1970



House Vancouver, c.1962



House Cheney, c.1965



House Tacoma, c.1968

SPLIT LEVEL



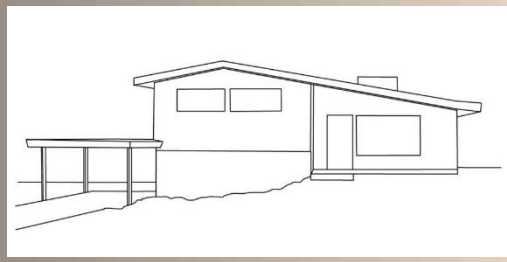

"Flying Wing" Examples



House Lynwood, c.1970



House Vancouver, c.1962



House Bellevue, c.1964



House Kirkland, c.1968

SPLIT LEVEL

“Side - by - Side” Examples







House Anacortes, c.1968



House Vancouver, c.1972



House Richland, c.1967



House Lynwood, c.1964

SPLIT LEVEL



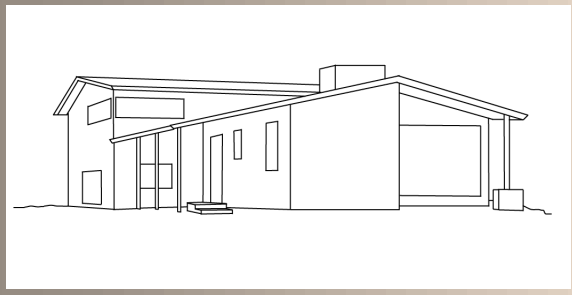

“Front-to-Back” Examples



House Olympia, c.1957

SPLIT LEVEL

Contemporary Examples





House Seattle, c.1958



House Olympia, 1966



House Spokane, c.1962



House Lacey, c1966



House Shoreline, c.1965

SPLIT LEVEL



Storybook Examples



House Chehalis, c.1962



House Vancouver, c.1962



House Lynwood, c.1963



House Vancouver, 1960

SPLIT LEVEL



Early American Examples



House Richland, c.1970



House Seattle, c.1965



House Everett, c.1965





Sat. & Sun. Feb. 13-14, 1960 — Longview Daily News — Page 11

HOUSE OF THE WEEK

Early American Theme Is Featured

BY DAVID L. BOWEN

The flavor of New England permeates this house like the delightful odor of burning leaves on a still, fall day.

Principal contributor to the pleasing Early American theme is the quaint, open porch running half the length of the house. Backing it up is a tasteful combination of fieldstone and clapboard in the walls and the bay window on the right side.

These time-honored materials and architectural features are blended with the best in modern home design to produce what seems at first blush a contradiction in terms but turns out to be a delightful delight: a Colonial split level.

The House is X-97 in the House of the Week series, designed by Architect Samuel Paul. It has nine rooms, four of them bedrooms, and 2½ baths. There's a fireplace in the family room, a sunken living room with an in-line dining room which makes a formal entertainment hall 30 feet long.

Although the split is perfectly even — with five steps up to the foyer and five steps down to the recreation room — only a slight slope is required on the property, and the home has more the look of a tall ranch than a cut-up split.

One of the reasons for this is the use of fieldstone all the way up the side of the one-story section, with no visible separation between foundation and wall.

Habitable area of the living and bedroom levels is 1,840 square feet. Recreation room, laundry and lavatory on the grade level cover 768 square feet.

ADDITIONAL DETAILS

Entrance door opens on an oversize foyer, with kitchen to the right, glamorous living room straight ahead, and stairways up to the bedrooms and down to the recreation room on the left. A wall decorated with shell arrangement is visible from the foyer.

The kitchen is efficiently laid out in a U-shape, with sink and dishwasher against the front window. A large family dinette adjoins the kitchen, which is flooded with light from the bay window. Side entrance is set at an angle in one end of the bay.

Formal dining room is convenient to the kitchen, yet out of reach of kitchen sounds, odors and smells. Actually, the dining room is simply a continuation of the living room but one step above it and set apart by wrought iron railings.

LUXURIOUS MASTER BEDROOM

The master bedroom is 16 feet long and has both a private bath and a roomy walk-in closet. None of the 4½-by-9 bedrooms are cramped and all are bountifully provided with closet space. In addition to a linen closet, there's a storage closet off the bedroom hall. Main bath has a vanity antechamber.

Downstairs, the recreation room occupies almost half the ground floor level. A charming fireplace and wide windows overlook the terrace. Laundry room and lavatory are in the narrow space along side the two-car garage.

An open cellar is under the living room section. Plans make provision for bringing this modern adaption of a historic architectural style completely up to date.

COLONIAL SPLIT LEVEL—This nine-room home is an unusual combination of warm, Early American architectural style and efficient, modern residential design. It has four bedrooms, 2½ baths. Kitchen is in front, living room to the rear.

LOWER LEVEL—Huge recreation room has an interesting corner fireplace with large window space overlooking terrace.

UPPER LEVELS—Floor plan for living and bedroom levels shows dramatic combined length of living room and formal dining area, and generous size of bedrooms.

X-97 Statistics

This Colonial split level has 9 rooms, 2½ baths and four bedrooms. Square foot area of living and bedroom levels is 1,840 sq. ft. Recreation room and laundry add 768 sq. ft. of habitable space. The over-all dimensions are 56' 3" width and 41' depth of fieldstone and clapboard.

The public debt of the United States was little more than a billion dollars in 1915. It was more than 276 billion in 1960.

Longview Daily News

Please send me a baby blueprint on Design X-97. Enclosed is 50 cents.

Name _____ (please print plainly)

Street _____

City _____ State _____

Amusement Center Is Inexpensive

An attractive entertainment center which also serves as a functional room divider, is an easy way to add decorative interest to a house with large rooms.

The do-it-yourself center may be any five different ways: (1) as a divider between living and dining rooms or a vestibule by the front door; (2) a built-in desk; (3) storage center and liquor cabinet; (4) hi-fi phonograph and speaker system, and (5) display wall for pictures, dishes and art objects.

Cost for materials is less than $100. A free plan showing complete details of construction may be obtained by writing a postal to the Home Service Bureau, Suite 2007, 111 W. Washington St., Chicago 2, Ill., requesting plan No. AE-314.

Designed for a space 8 feet long, 18 inches wide and 6 feet 6 inches high, this combination room divider, entertainment center may be made larger or smaller, as preferred, or contain other elements because its plan is modular and therefore has flexibility.

The wood and hardboard panels needed to build this versatile unit may be obtained at lumber yards.

Various types of hardboard are used in the construction: tempered Presdwood for the sturdy vertical panels, shelving surfaces, drawer bottoms and fronts; pegboard for the display wall on the reverse; and a vertically-ridged hardboard for sliding door panels. Colorfully painted, the combination entertainment center and divider will be a most interesting and useful addition in the home.

Mount Washington in New Hampshire is 6,288 feet high.

ROOM FOR RELAXATION—Here's an artist's view of the recreation room, looking from inside wall toward terrace windows. Short stairway to the entry foyer is out of sight on right.

Be modern with MOEN
NEW SINGLE HANDLE FAUCET
NEW! CONVENIENT! one handle does the work of two
J. H. Kelly
Plumbing & Heating

Longview Daily News February 13, 1960

SPLIT LEVEL



Asian Inspired Examples



House Bellevue c.1975



House Renton, c.1970



House Federal Way, c.1965



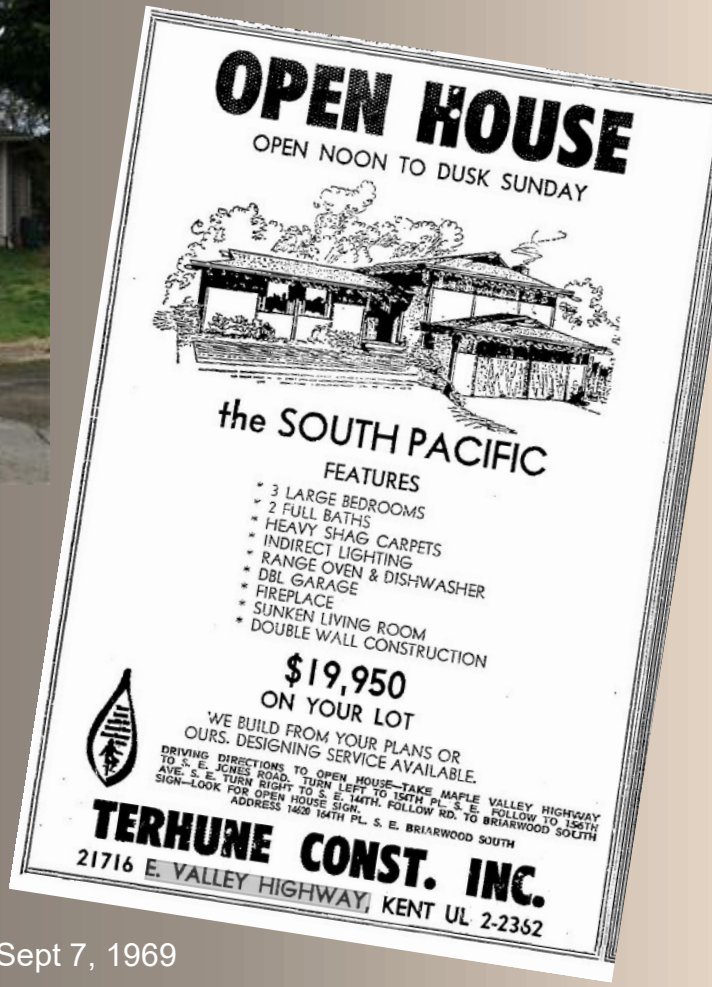

Seattle Times Sept 7, 1969

SPLIT LEVEL

Spanish Inspired Examples





House Bellevue c.1975



House Mercer Island, 1974



House Seattle, c.1971



House Renton, 1978

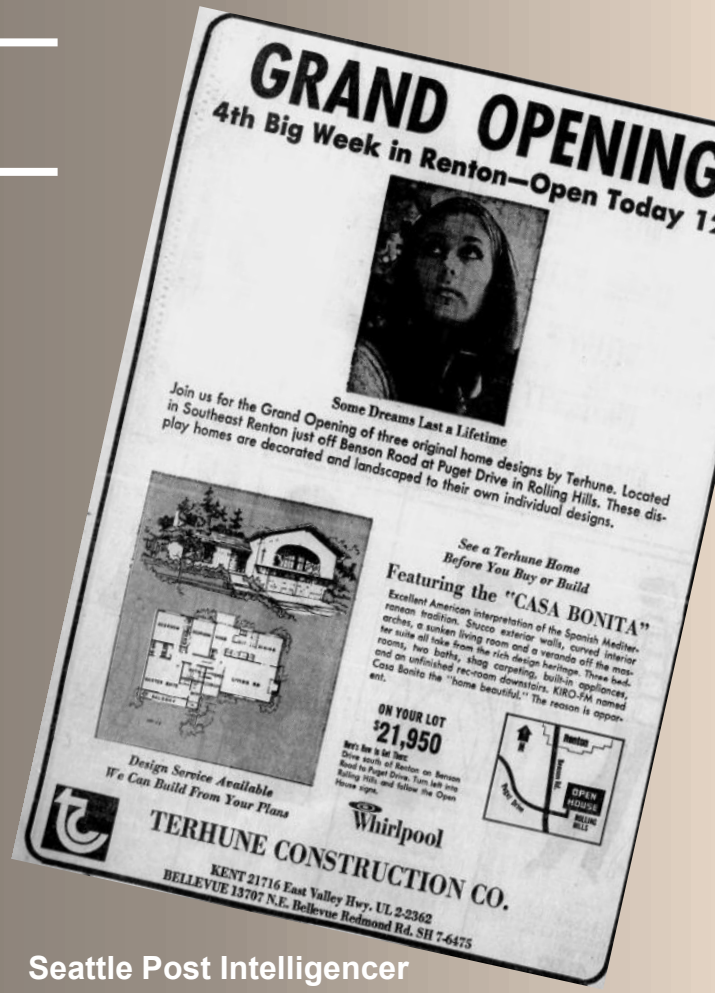

GRAND OPENING

4th Big Week in Renton—Open Today 1

Some Dreams Last a Lifetime

Join us for the Grand Opening of three original home designs by Terhune. Located in Southeast Renton just off Benson Road at Puget Drive in Rolling Hills. These display homes are decorated and landscaped to their own individual designs.

See a Terhune Home Before You Buy or Build

Featuring the "CASA BONITA"

Excellent American interpretation of the Spanish Mediterranean tradition. Stucco exterior walls, curved interior arches, a sunken living room and a veranda off the master suite all take from the rich design heritage. Three bedrooms, two baths, shag carpeting, built-in appliances, and an unfinished rec-room downstairs. KIRO-FM named Casa Bonita the "home beautiful." The reason is apparent.

ON YOUR LOT

$21,950

Design Service Available
We Can Build From Your Plans

Whirlpool

TERHUNE CONSTRUCTION CO.

KENT 21716 East Valley Hwy. UL 2-2362
BELLEVUE 13707 N.E. Bellevue Redmond Rd. SH 7-6475

Seattle Post Intelligencer
Feb 14, 1971

SPANISH TRI-LEVEL

4 BDRMS—2 BATHS

7¾% INTEREST

$48,950

Cross over the stream to this new home situated on a big lot. Large floor plan with all the quality features you expect including plush carpets, tile entry, custom cabinets, recessed lighting and exciting fireplace—all done with a light touch of Spanish flair. Close in location within 10 minutes downtown. Some seclusion. Fantastic terms. Ad 20. 546-4124.

Seattle Times
Oct 12, 1975

SPLIT LEVEL

Tudoresque Examples





House Yakima, c.1974



House University Place, c.1970





House University Place, c.1969



House Spokane, c.1965

SPLIT LEVEL



International Style Examples



Miller House Seattle, 1957



House Everett, 1949



House Tacoma, 1953



House Spokane, c.1960

SPLIT LEVEL



Mansard Examples



House Bothell, c.1971



House Tacoma, c.1967



House Port Townsend, 1969

SPLIT LEVEL



No Style Examples



House Olympia, c.1959



House Walla Walla, c.1960



House Everett, c.1969



House Vancouver, c.1968



House
Ephrata, c.1959

House
Des Moines,
c.1968



SPLIT ENTRY

1950-1990



Front door leads to two-story landing halfway between two floors, most often centrally located

Various types of roof forms found including front and side-facing gables or combination thereof

Upper level contains working and sleeping spaces, lower level has garage and living area



Often, upper level has projecting facade

Aluminum sliding glass windows are common

Raised basement with windows near grade level

Applied ornamentation varies with high use of Colonial elements

Concrete Foundation

House Lynwood, c.1970

SPLIT ENTRY













SPLIT ENTRY



Typical Floor Plan



Upper Floor

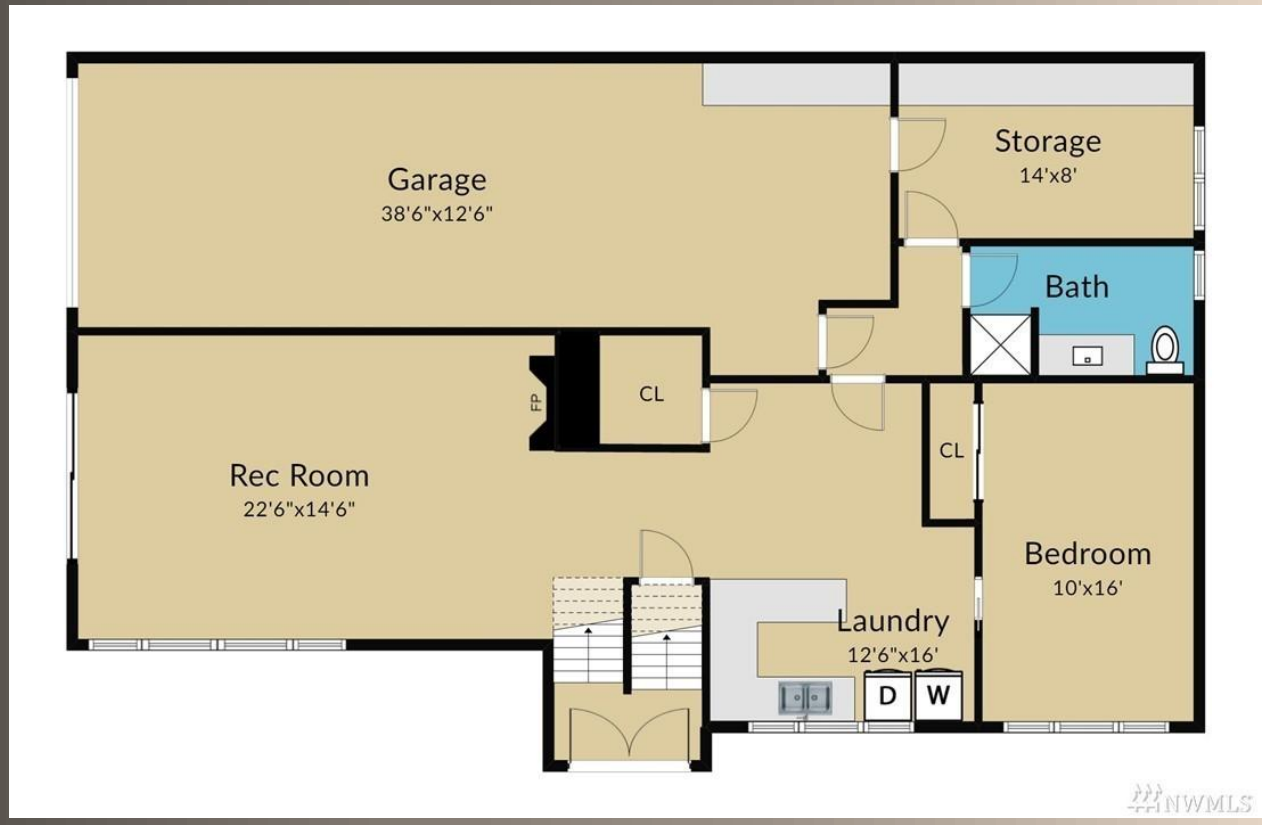

Lower Floor

SPLIT ENTRY



TERMINOLOGY

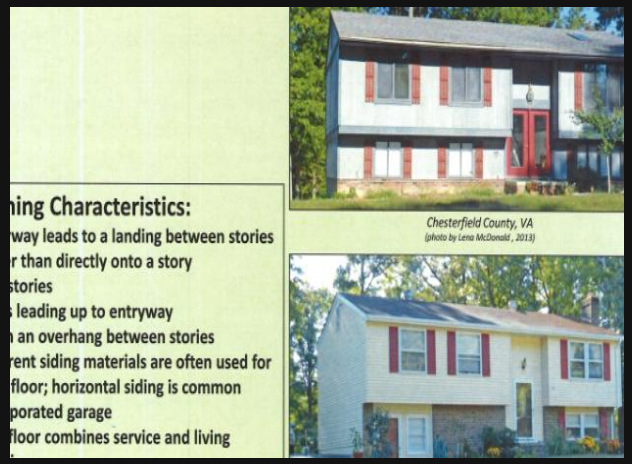

Virginia SHPO – Split Foyer



City of Pueblo, CO – Bi-Level/Raised Ranch

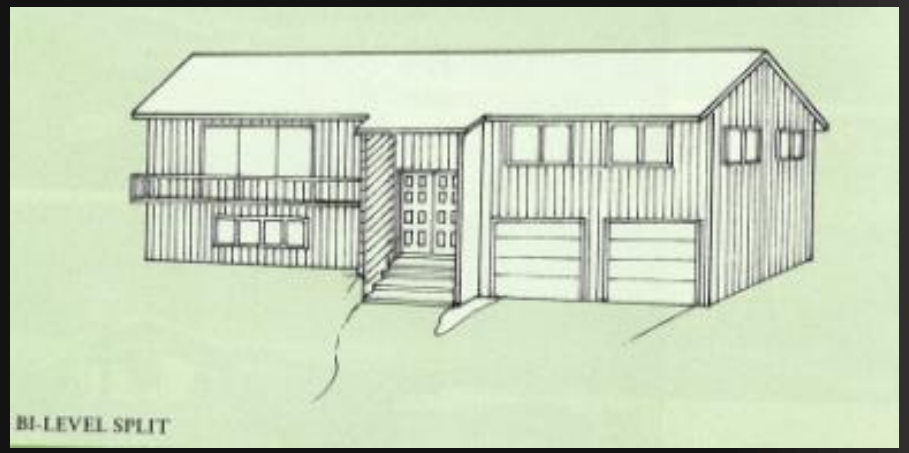

McAlester Guide – Bi-Level Split



Indiana SHPO – Bi-Level



Period Catalogues
High Ranch

SPLIT ENTRY

TERMINOLOGY – Used in Washington State



SLPIT ENTRY



Split Entry Gold Medallion!

2003 S. E. 97th Ave. just off old Evergreen Highway, three tenths of a mile east of Shell station.

Open Saturday, Sunday, 1 p.m. Until Dark

Pruitt Construction Co., Builders

Contemporary 3 bedroom with wall to wall carpeting and interesting new ideas. Spacious living room features arched fireplace set in walnut paneling. Formal dining area has aluminum patio doors framed in wood. New type solid birch cabinets with adjustable shelves in kitchen, first time used in Clark County. Carpeted master bedroom has dressing alcove with built-in vanity and diffused lighting, and separate shower with toilet. Unusual revolving mirrors can be used in bedroom or dressing area. Child's bedroom has vinyl flooring. Party room with fireplace, utility room and third bath on lower level. $26,500.

Wally Fellman Real Estate

285-7771 Portland, Direct

695-3456

The Columbian – Sept 17, 1965

SLPIT FOYER

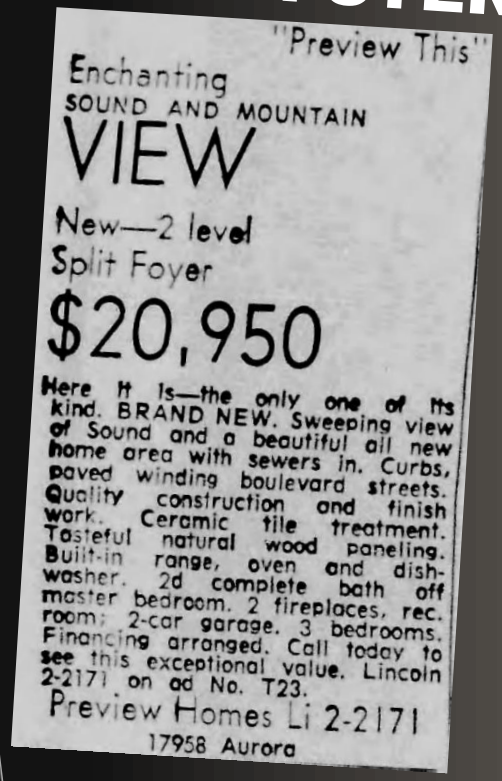

"Preview This"

Enchanting SOUND AND MOUNTAIN VIEW

New—2 level Split Foyer

$20,950

Here it is—the only one of its kind. BRAND NEW. Sweeping view of Sound and a beautiful all new home area with sewers in. Curbs, paved winding boulevard streets. Quality construction and finish work. Ceramic tile treatment. Tasteful natural wood paneling. Built-in range, oven and dishwasher. 2d complete bath off master bedroom. 2 fireplaces, rec. room; 2-car garage. 3 bedrooms. Financing arranged. Call today to see this exceptional value. Lincoln 2-2171 on ad No. T23.

Preview Homes Li 2-2171

17958 Aurora

Seattle Post Intelligencer – September 26, 1959

SLPIT LEVEL ENTRY

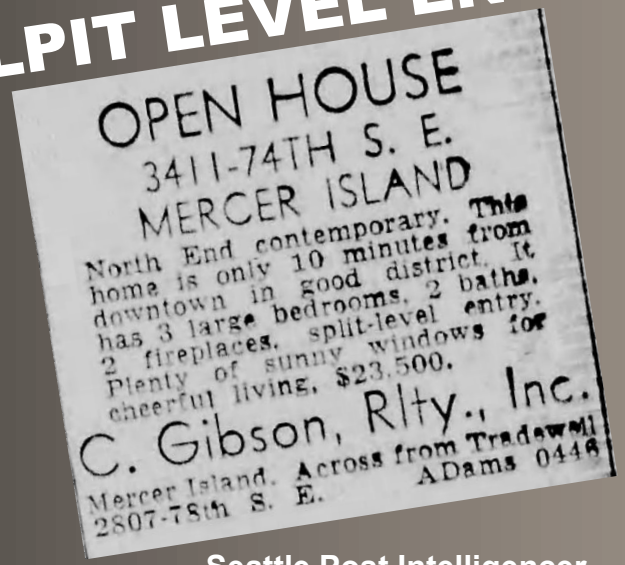

OPEN HOUSE

3411-74TH S. E.

MERCER ISLAND

North End contemporary. This home is only 10 minutes from downtown in good district. It has 3 large bedrooms, 2 baths, 2 fireplaces, split-level entry. Plenty of sunny windows for cheerful living, $23,500.

C. Gibson, Rlty., Inc.

Mercer Island. Across from Tradewell

2807-78th S. E. ADams 0446

Seattle Post Intelligencer – March 25, 1956

BI-LEVEL



BI-LEVEL—$11,900

BEST BUY IN WEST SEATTLE

If you have an in-law problem—and want a modern rambler—this is it. 8 yrs. old — 2 fireplace — dining rm—rec. room—plus complete apartment in daylite bsmt. Wonderful view. The first buyer to see this buys it. Will it be you?

PICTURE

Floor Plans, Inc.

35th Ave. S. W. & Avalon Way

AV. 7750

Seattle Post Intelligencer – September 5, 1950

SLPIT LEVEL – FOYER ENTRY

SLPIT FOYER RAMBLER

SPLIT ENTRY

History





Seattle Times June 13, 1958

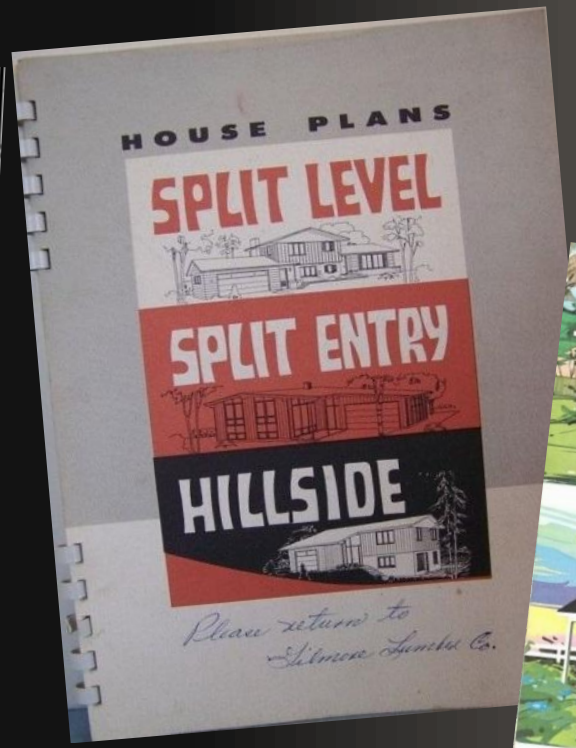

Plan Book 1968



Plan Book 1962



Spokesman Review
June 30, 1968

Spokane 'Home of the Month'

This split-level house at E2615 Thirty-eighth with its four colonial style pillars was constructed by builder Ronald Gamelin and selected by the Home Builders Association of Spok

"Home of the Month." It has two bedrooms downstairs and two on the second level and two bathrooms. Listed by Sullivan Realty Co. in the $27,000 class, it was sold to the Stewart Patty family.



Seattle Times March 31, 1957



Columbian Sept 17, 1965

SPLIT ENTRY

History

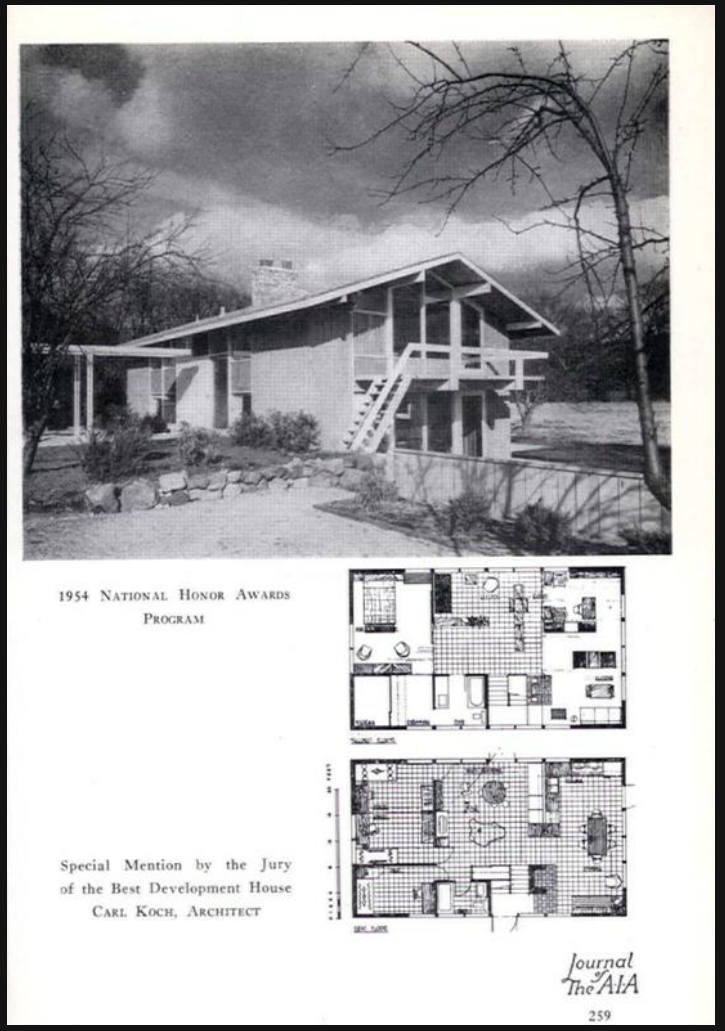

Journal of the AIA December 1954



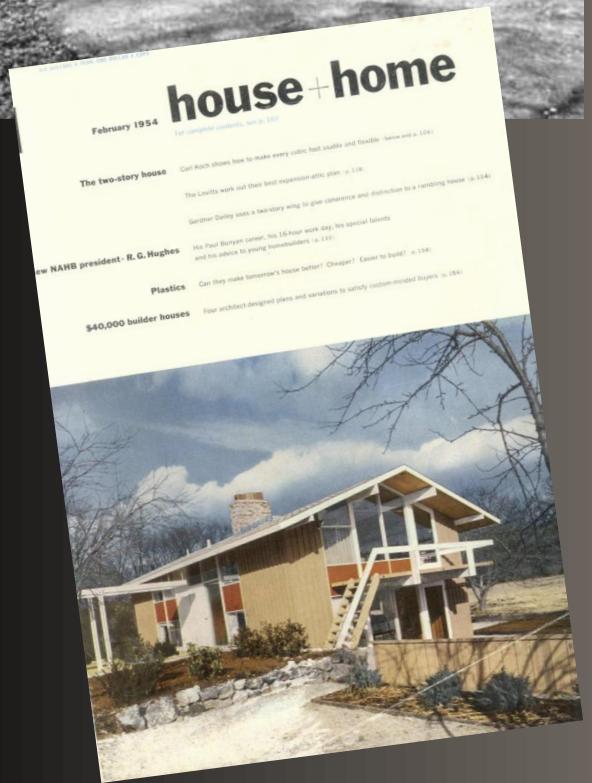

House + Home
February 1954


Tech House Expands and Contracts

THE "ATTIC AND BASEMENT" HOUSE—Model home in Weston which has two stories, but looks like a ranch house from road. Taking advantage of building law which requires foundations to be four feet underground, lower floor is down one-half flight of interior stairs, and top floor is up one-half flight. Gable ends are largely glass.

Boston Globe Feb 7, 1954

SPLIT ENTRY

History



House 8039 Lakemont Drive





Attractive Sand Point Country Club Residence Blends With Site

By MARGERY B. PHILLIPS

The new William Cosme home in Sand Point Country Club is a fine example of designing for the individual, for the site and for the locale. A clever handling of room arrangement, beautiful materials and fashionable details characterize this house.

Thomas C. Dunstan, architect, worked closely with the owners to create an atmosphere of comfort and beauty for their particular mode of living. Mr. and Mrs. Cosme, golf enthusiasts, wanted their home to overlook the green of the golf course and the panorama of lake and distant mountains. Thus, the house was set high, allowing a bank of windows to encompass the view. To avoid a fish-bowl effect a built-up rail surrounds the sundeck and screens the living room from view of the road.

The view site called for a split-level entry which has been beautifully detailed by architect and artist. The heavy slab door features three handsome mahogany panels hand-hewn by Dudley Carter.

The door opens into a tiled entry with steps leading up to the living level and down to the recreation area. The nine-inch square quarry tile is used on the steps and on the passageway which leads to the loggia. The entry is well lighted by panels of both clear and obscure glass. One wall is finished in the textured of the Wilkeson stone carried in from the exto form a wire pier for es on both levels.

activity areas—the liv-

OPEN HOUSE: New ideas, new materials, individual details, and beautiful colors always are plentiful in a house designed by Thomas Dunstan, architect. The William Cosme Sand Point Country Club home, 8039 Lakemont Drive, is distinctively planned for its picturesque site and provides a fashionable setting for its owners. Martin Bisping, builder, Dudley Carter, sculptor, and Kubota landscaping artists invite you to visit this house, nearing completion, today from 1 to 5 p. m.

ing room, the dining room and Pullman-type—as pretty as it is the den flow into each other to efficient. Gold and burnt sienna create a feeling of spaciousness are combined in tiling and wood-and to enjoy the panorama of work to offset the fine graining the countryside. Dividing the of the natural-birch doors. Note dining and living areas is a low the handy pantry with its folding planting box. Partitioning the door—another detail which en-den is a Moderfold door. Colors courages economy in quantity the stone fireplace wall, are soft buying and assures a well-shades of green and gray. The stocked cupboard within easy scheme in the den changes to reach. a more intimate feeling yet to blend harmoniously with The breakfast corner, with its the living rooms. Here, warm big corner window to the view beige walls and a deep-brown repeats the gold-and-brown color ceiling have been chosen. scheme. The boxed-out window is The kitchen is the step-saving tiled for plants.

On the upper level, two bed-

rooms and bath are on the north side of the house. The master bedroom looks out upon the view. Here, walls are done in old rose with a pearl-gray ceiling. In the guest room, walls are soft yellow with a deep-gray ceiling. Each room has wide windows and a wall of wardrobes. The bath is tiled in green to complement the darker-green fixtures. The walls are ivory. Note the wall of structural glass to bring in shadowless light. The partitioning of fixtures is a desirable feature.

The open stairway leads to the recreation room below. There is a big fireplace with raised hearth and a built-in refreshment bar . . . lots of space for games and dancing. High strip windows make this a daylight leisure room. Walls are gray, the ceiling and recess for the bar in burgundy.

The exterior is as individual as the interior. Wilkeson stone is used and the entrance and loggia have recesses paneled in cedar. Decks and trim are in forest green. Kubota landscape architects are responsible for the individual planting which adds so much to the entire setting.

Additional details include: The loggia adjoining the garden; the combination garage and carport; utility areas and door to garage conveniently placed at the foot of the stairway; durable materials used throughout.

Open-house hours today are from 1 to 5 p. m. at 8039 Lakemont Drive.

Calles' Daughter Wed to Oil Man

NEW YORK, Oct. 21.—(UP)

WANTED
Home in Carlton Park
Private Party willing to pay up to $30,000 in cash.
REQUIREMENTS:
Sound view, Roman Brick, 5 or 6 yrs one with 2 sets of plumbing. Daylight den-good basement with recreation room, bedroom and bath-room. Double garage.
Write 123-34 Times

Seattle Times October 22, 1950

SPLIT ENTRY

History



William & Helen Moorhouse House 3037 37th Ave W, Seattle

Architect: Benjamin McAdoo

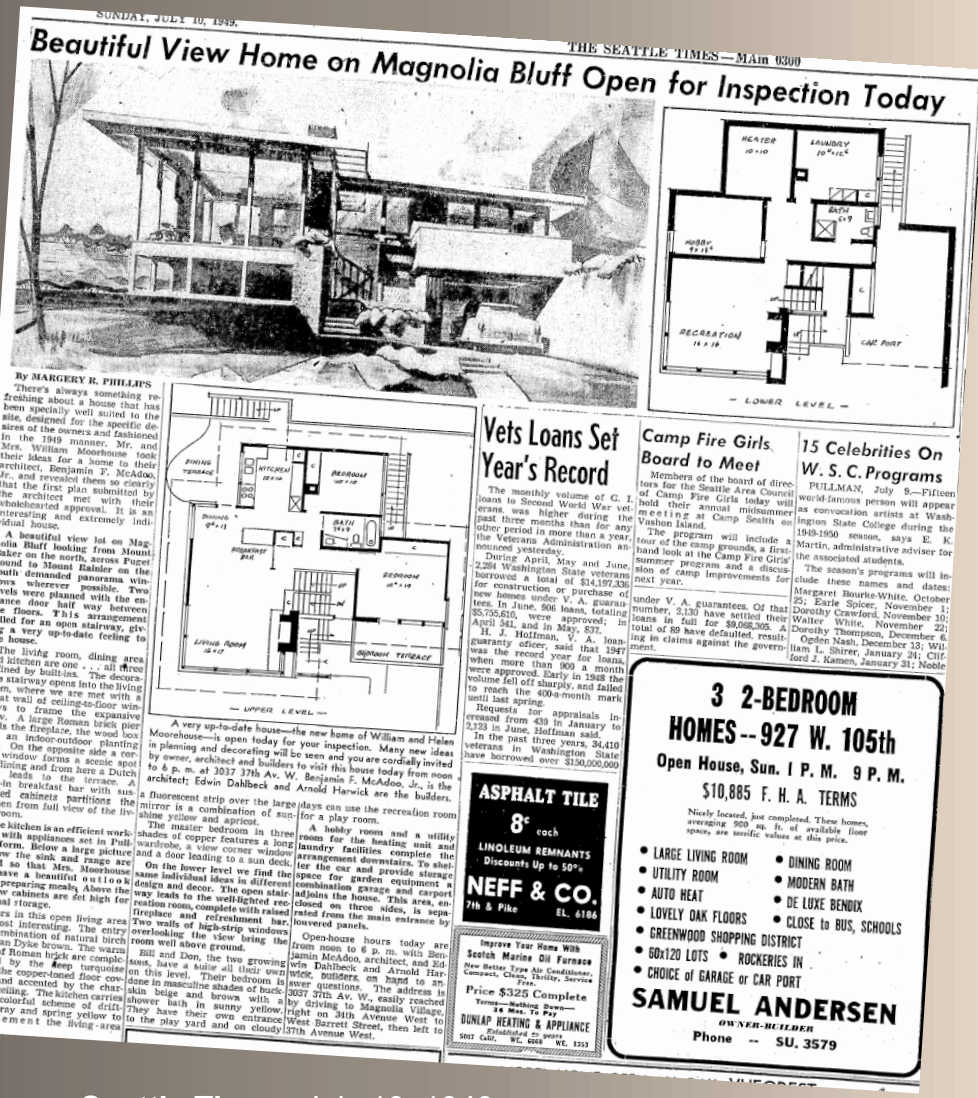

SUNDAY, JULY 10, 1949 THE SEATTLE TIMES—Main 0300

Beautiful View Home on Magnolia Bluff Open for Inspection Today

By MARGERY R. PHILLIPS

There's always something refreshing about a house that has been specially well suited to the site, designed for the specific desires of the owners and fashioned in the 1949 manner. Mr. and Mrs. William Moorhouse took their ideas for a home to their architect, Benjamin F. McAdoo, Jr., and revealed them so clearly that the first plan submitted by the architect met with their wholehearted approval. It is an interesting and extremely individual house.

A beautiful view lot on Magnolia Bluff looking from Mount Baker on the north, across Puget Sound to Mount Rainier on the south demanded panorama windows wherever possible. Two levels were planned with the entrance door half way between the floors. This arrangement called for an open stairway, giving a very up-to-date feeling to the house.

The living room, dining area and kitchen are one . . . all free and defined by built-ins. The decorative stairway opens into the living room, where we are met with a great wall of ceiling-to-floor windows to frame the expansive view. A large Roman brick pier holds the fireplace, the wood box and an indoor-outdoor planting box. On the opposite side a corner window forms a scenic spot for dining and from here a Dutch door leads to the terrace. A built-in breakfast bar with suspended cabinets partitions the kitchen from full view of the living room.

The kitchen is an efficient workshop with appliances set in Pullman form. Below a large picture window the sink and range are placed so that Mrs. Moorhouse will have a beautiful outlook while preparing meals. Above the window cabinets are set high for seasonal storage.

Colors in this open living area are most interesting. The entry is a combination of natural birch with Van Dyke brown. The warm tonco of Roman brick are complemented by the deep turquoise walls, the copper-toned floor covering and accented by the chartreuse ceiling. The kitchen carries out a colorful scheme of driftwood gray and spring yellow to complement the living-area scheme.

A very up-to-date house—the new home of William and Helen Moorehouse—is open today for your inspection. Many new ideas in planning and decorating will be seen and you are cordially invited to 6 p. m. at 3037 37th Av. W. Benjamin F. McAdoo, Jr., is the architect; Edwin Dahlbeck and Arnold Harwick are the builders.

A fluorescent strip over the large mirror is a combination of sunshine yellow and apricot.

The master bedroom in three shades of copper features a long wardrobe, a view corner window and a door leading to a sun deck.

On the lower level we find the same individual ideas in different design and decor. The open stairway leads to the well-lighted recreation room, complete with raised fireplace and refreshment bar. Two walls of high-strip windows overlooking the view bring the room well above ground.

Bill and Don, the two growing sons, have a suite all their own on this level. Their bedroom is done in masculine shades of buckskin beige and brown with a shower bath in sunny yellow. They have their own entrance to the play yard and on cloudy days can use the recreation room for a play room.

A hobby room and a utility room for the heating unit and laundry facilities complete the arrangement downstairs. To shelter the car and provide storage space for garden equipment a combination garage and carport adjoins the house. This area, enclosed on three sides, is separated from the main entrance by louvered panels.

Open-house hours today are from noon to 6 p. m. with Benjamin McAdoo, architect, and Edwin Dahlbeck and Arnold Harwick, builders, on hand to answer questions. The address is 3037 37th Av. W., easily reached by driving to Magnolia Village, right on 34th Avenue West to West Barrett Street, then left to 37th Avenue West.

Vets Loans Set Year's Record

The monthly volume of G. I. loans to Second World War veterans, was higher during the past three months than for any other period in more than a year, the Veterans Administration announced yesterday.

During April, May and June, 2,284 Washington State veterans borrowed a total of $14,197,336 for construction or purchase of new homes under V. A. guarantees. In June, 906 loans, totaling $5,735,610, were approved; in April 341, and in May, 837.

H. J. Hoffman, V. A. loan-guaranty officer, said that 1947 was the record year for loans, when more than 900 a month were approved. Early in 1948 the volume fell off sharply, and failed to reach the 400-a-month mark until last spring.

Requests for appraisals increased from 439 in January to 2,193 in June, Hoffman said.

In the past three years, 34,410 veterans in Washington State have borrowed over $150,000,000

Camp Fire Girls Board to Meet

Members of the board of directors for the Seattle Area Council of Camp Fire Girls today will hold their annual midsummer meeting at Camp Sealth on Vashon Island.

The program will include a tour of the camp grounds, a first-hand look at the Camp Fire Girls' summer programs and a discussion of camp improvements for next year.

15 Celebrities On W. S. C. Programs

PULLMAN, July 9.—Fifteen world-famous person will appear as convocation artists at Washington State College during the 1949-1950 season, says E. K. Martin, administrative adviser for the associated students.

The season's programs will include these names and dates: Margaret Bourke-White, October 25; Earle Spicer, November 1; Dorothy Crawford, November 10; Walter White, November 22; Dorothy Thompson, December 6; Ogden Nash, December 13; William L. Shirer, January 24; Clifford J. Kamen, January 31; Noble

ASPHALT TILE
8¢ each
LINOLEUM REMNANTS
Discounts Up to 50%
NEFF & CO.
7th & Pike EL. 6186

Improve Your Home With Scotch Marine Oil Furnace
New Better Type Air Conditioner, Compact, Clean, Thrifty, Service Free.
Price $325 Complete
Terms—Nothing Down—
36 Mos. To Pay
DUNLAP HEATING & APPLIANCE
Established 25 years
5007 Calif. WI. 6868 WE. 1253

3 2-BEDROOM HOMES -- 927 W. 105th
Open House, Sun. 1 P. M. 9 P. M.
$10,885 F. H. A. TERMS
Nicely located, just completed. These homes, averaging 900 sq. ft. of available floor space, are terrific values at this price.
- LARGE LIVING ROOM
- DINING ROOM
- UTILITY ROOM
- MODERN BATH
- AUTO HEAT
- DE LUXE BENDIX
- LOVELY OAK FLOORS
- CLOSE to BUS, SCHOOLS
- GREENWOOD SHOPPING DISTRICT
- 60x120 LOTS
- ROCKERIES IN
- CHOICE of GARAGE or CAR PORT

SAMUEL ANDERSEN
OWNER-BUILDER
Phone -- SU. 3579

Seattle Times July 10, 1949

SPLIT ENTRY

Configurations/Sub-Types



The Classic



Side-by-Side



Flying Wing



Front-to-Back

SPLIT ENTRY



"Riviera" Model Home – Bell & Valdez



Home Bellevue, c.1958



Home Everett, c.1960



Home Bellevue, c.1958



Home Bellevue, c.1958



Home Issaquah, c.1958



Seattle Times March 3, 1957

STYLE VS. FORM – Split Entry

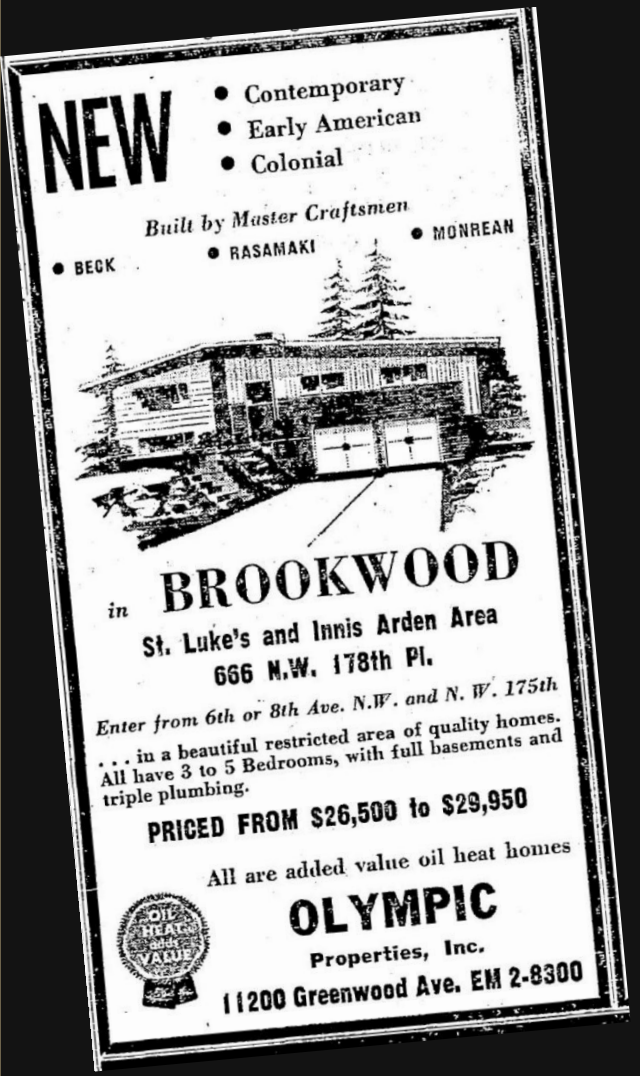

The Seattle Times – April 9, 1961



Early American style - Anacortes



Tudor style - Tacoma



Contemporary style - Olympia



Brutalist - Bellevue

SPLIT ENTRY



Early American Examples – *Full Colonnade*



House Kirkland, c.1970



George & Martha Washington House
Mt. Vernon, Virginia, c.1735



House Federal Way, c.1975



House, Spokane, 1965



House Vancouver, 1961



House Shoreline, 1961

SPLIT ENTRY

Early American Examples – *Half Colonnade*





House Lacey, c.1970



House Shoreline, c.1975



The Olympian Sept 10, 1976



House, Olympia , c.1967



House Lynwood, c.1975



House Federal Way, 1961

SPLIT ENTRY

Early American Examples – *Temple Front*



House Kent, c.1970



House Kent, c.1965



Peninsula Daily News December 10, 1972



House Lacey, c.1967



House Vancouver, c. 1978



House Federal Way, 1961

SPLIT ENTRY



Contemporary Examples



House Des Moines, c.1968



House Olympia, c.1965



House Edmonds, c.1967



House Spokane, c.1968



House Seattle, c.1967



House Des Moines, c.1966

SPLIT ENTRY

Tudoresque Examples



House Kent, c.1969



House Tacoma, 1979



House Olympia,1974



Seattle Times
November 9, 1969



House, Renton, c.1968



House Federal Way, c.1973



House Shoreline, 1974

SPLIT ENTRY



Storybook Examples



House Bellevue, 1962



House, Normandy Park, 1958

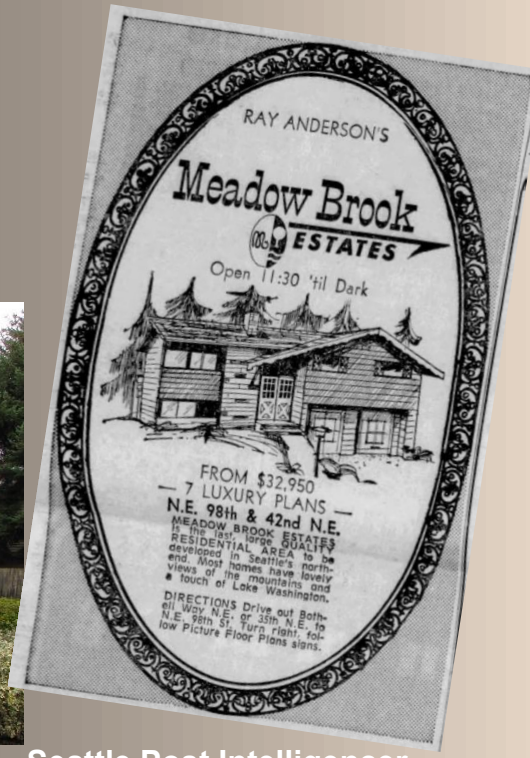

Seattle Post Intelligencer
Feb 22, 1966



House Vancouver, c.1973



House Federal Way, c.1975



House Seattle, 1958

SPLIT ENTRY



Spanish Inspired Examples



House Tacoma, 1969





House Olympia, c.1975



House, Kirkland, 1973



House Redmond, c.1973

SPLIT ENTRY



Wrightian Examples



House Lynwood, 1962



House Seattle, c.1965



House Renton, c.1969



House, Seattle, c.1963



House
Federal Way,
c.1970

SPLIT ENTRY



Asian Inspired Examples



House Spokane, 1975



House Tacoma, 1969



House Bellevue, 1970



House, Bellevue, 1968



House Redmond, 1967



House
Port Townsend, 1967



House Burien, 1969

SPLIT ENTRY



Modern Examples



House Seattle, 1958



House Pullman, 1959



House Burien, 1964



House, Issaquah, c.1970



Gordon & Jane Cornelius House Spokane, 1952

SPLIT ENTRY



Mansard Examples



House Vancouver, 1968



House Bellevue, 1967



House, Bellevue, c.1970



House + Home
April 1967

SPLIT ENTRY



Shed Style Examples



House Bellingham, c.1973



House Kirkland, c.1980



House Everett, 1980



House, Renton, 1982



House Renton, c.1973



House Spokane, 1970

SPLIT ENTRY



Shed/Brutalist Examples – *Wall Fins*



House Kent, c.1980



House Bellevue, 1970



House Bellevue, 1971



House, Federal Way, 1982



House Fircrest, c.1973



House Spokane, c.1973

SPLIT ENTRY



No Style Examples



House Vancouver, c.1968



House Tacoma, c.1969

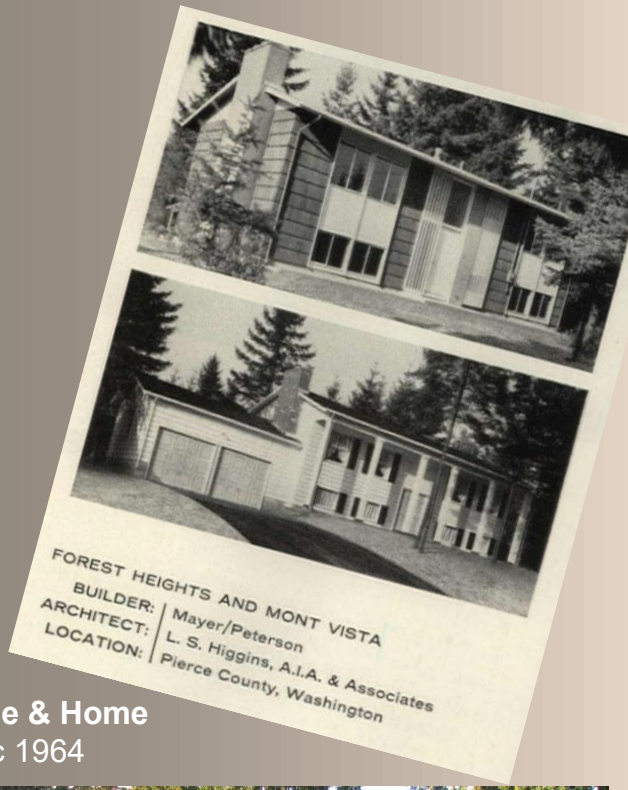

House & Home
– Dec 1964



House Wenatchee, c.1968



House University Place, c.1973



House Bellevue, c.1964

SPLIT ENTRY



Oddities



House Dupont, 1974



House Richland, c.1975



Duplex Spokane, c.1970



Office Building Pasco, c.1972

DATA

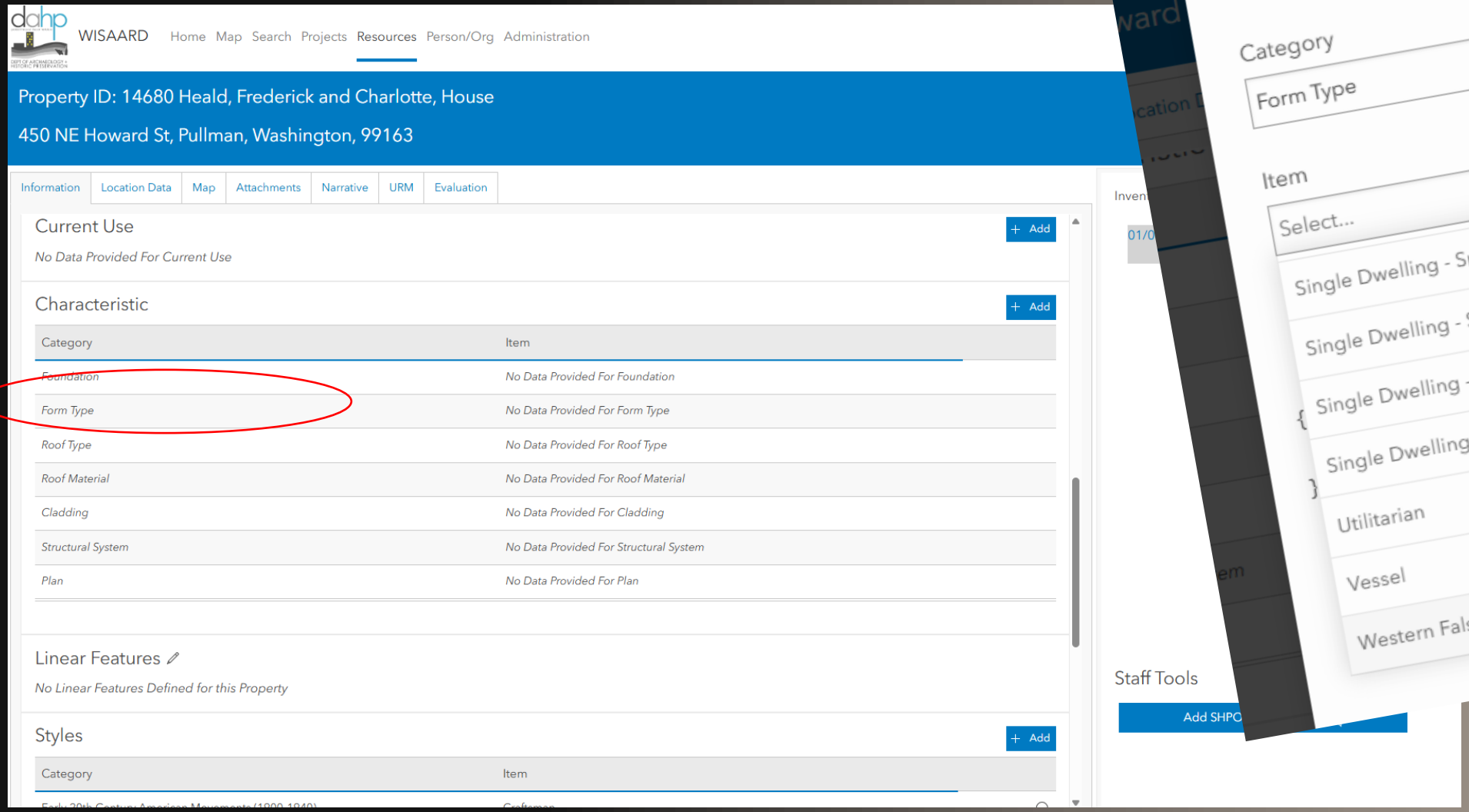
WISAARD
Home Map Search Projects Resources Person/Org Administration
Property ID: 14680 Heald, Frederick and Charlotte, House
450 NE Howard St, Pullman, Washington, 99163
Information Location Data Map Attachments Narrative URM Evaluation
Current Use
+ Add
No Data Provided For Current Use
Characteristic
+ Add
Category
Item
Foundation
No Data Provided For Foundation
Form Type
No Data Provided For Form Type
Roof Type
No Data Provided For Roof Type
Roof Material
No Data Provided For Roof Material
Cladding
No Data Provided For Cladding
Structural System
No Data Provided For Structural System
Plan
No Data Provided For Plan
Linear Features
No Linear Features Defined for this Property
Styles
+ Add
Category
Item

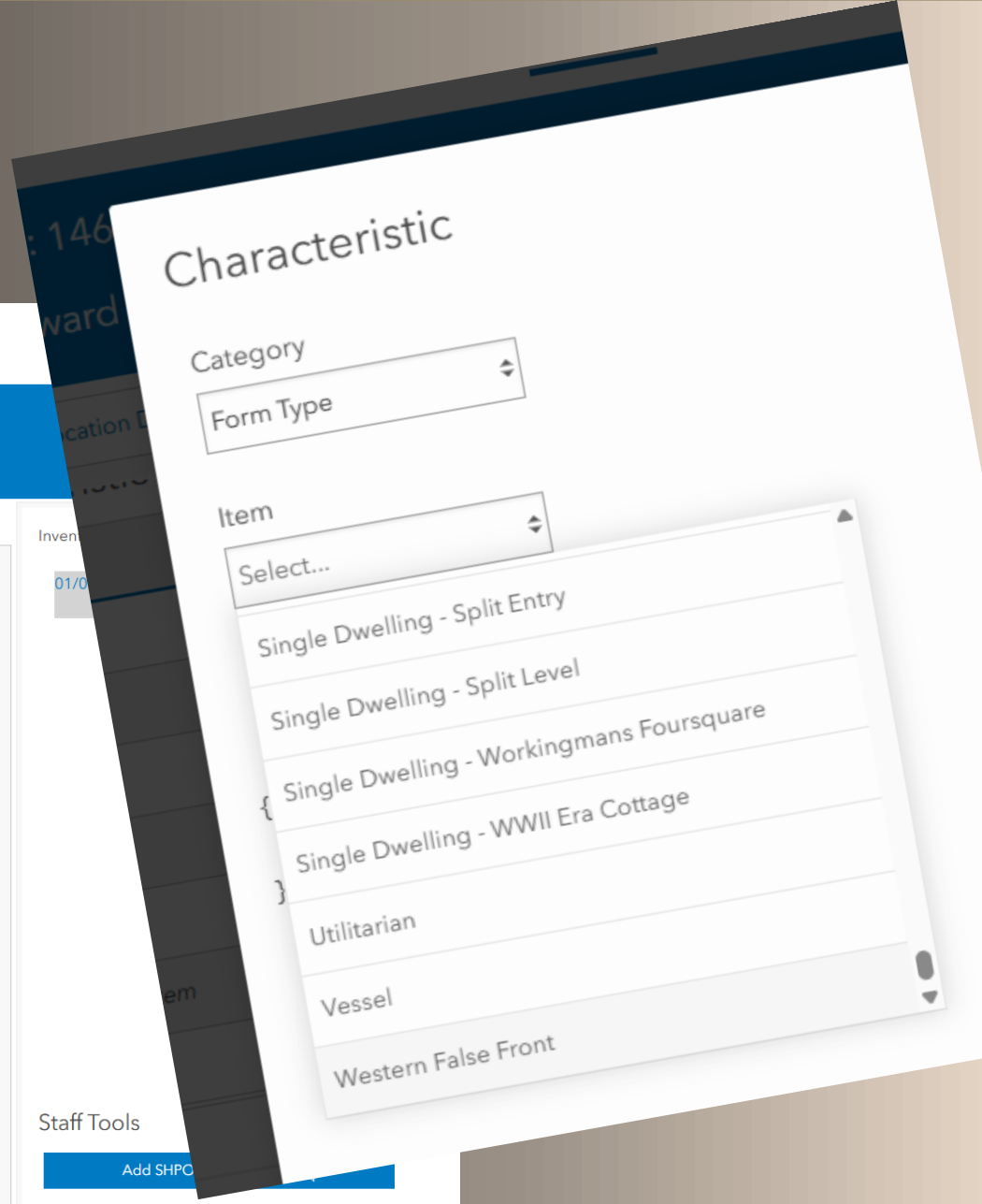
Characteristic
Category
Form Type
Item
Select...
Single Dwelling - Split Entry
Single Dwelling - Split Level
Single Dwelling - Workingmans Foursquare
Single Dwelling - WWII Era Cottage
Utilitarian
Vessel
Western False Front
Staff Tools
Add SHPO



House & Home February 1956

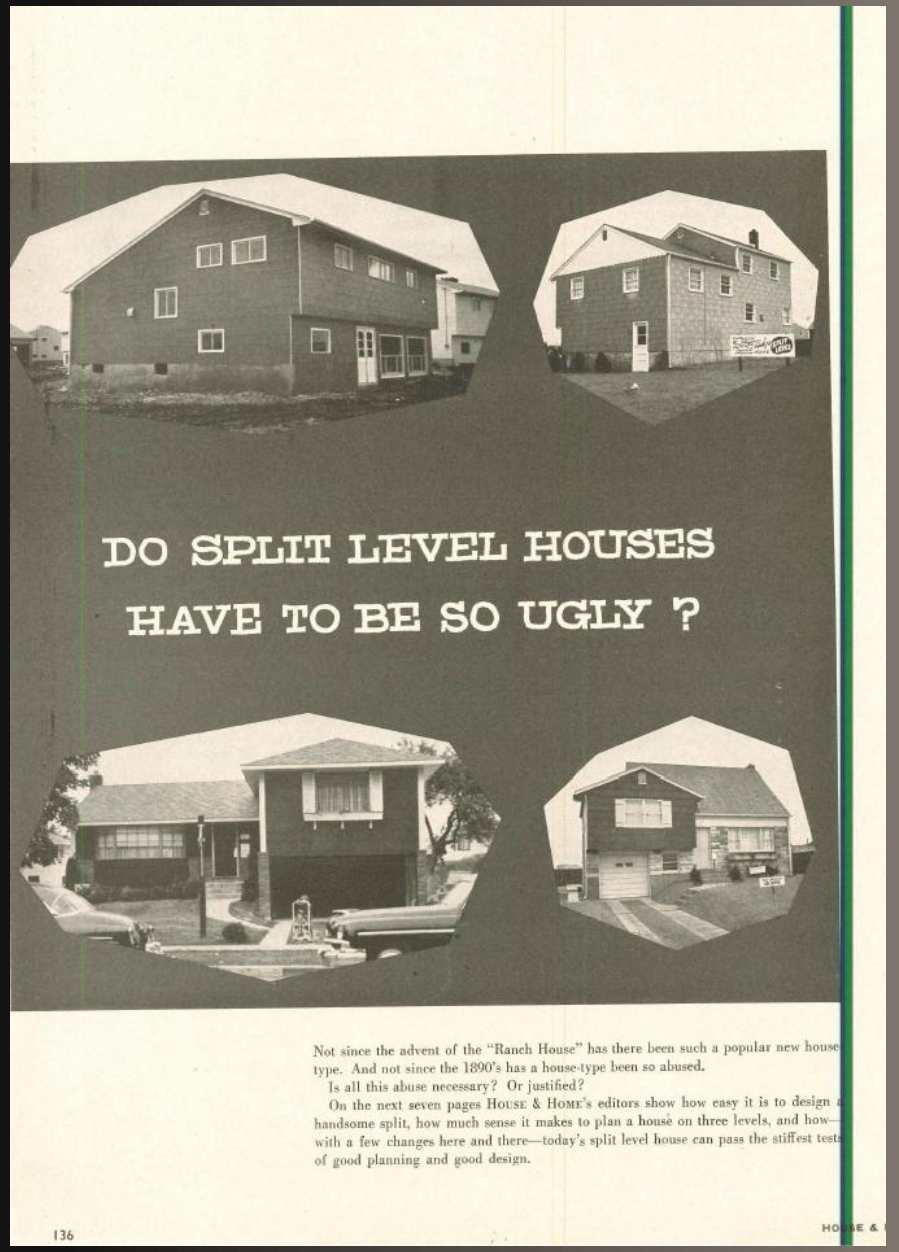

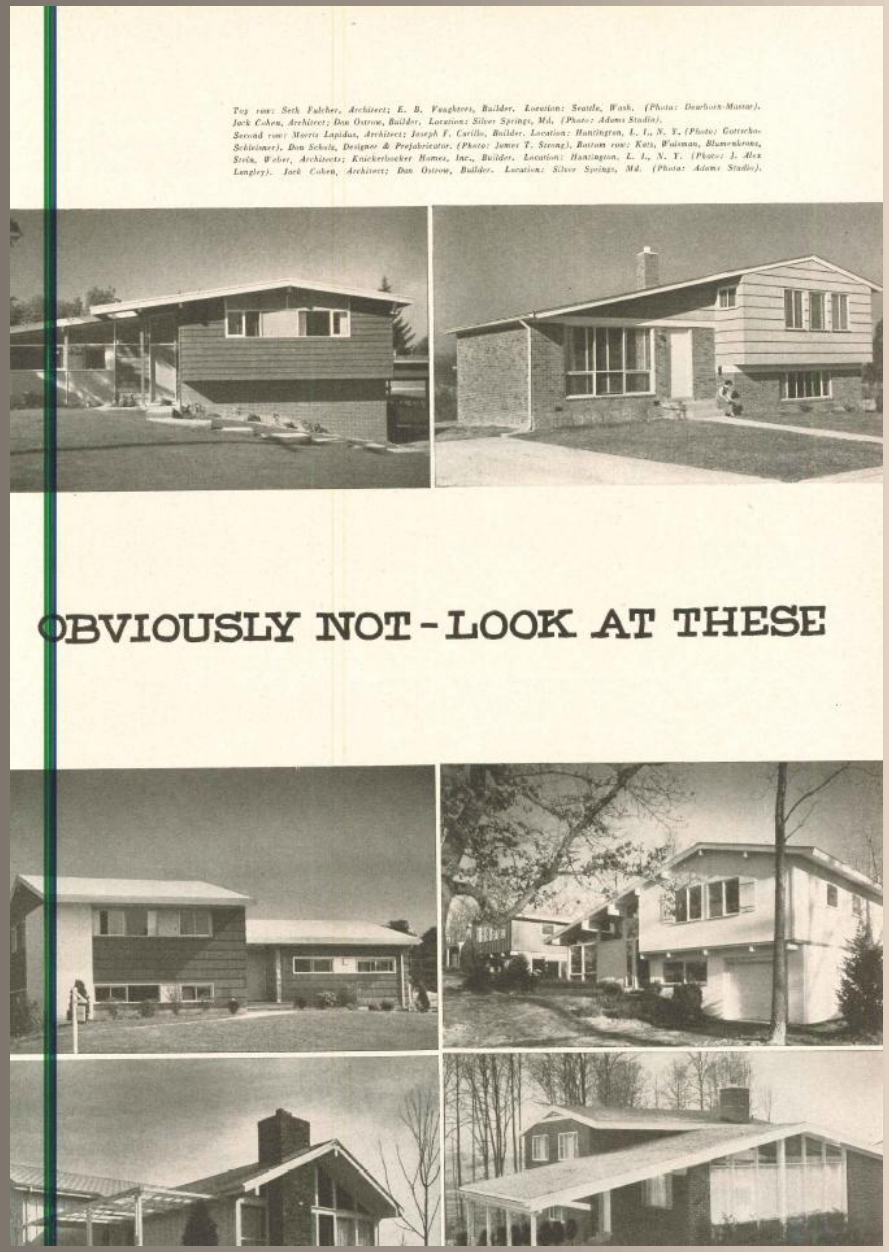

HOW TO UNSPLIT A SPLIT

UNSPLITTING THE ROOF: *Simpler roofs look better, cost less, unify the house*

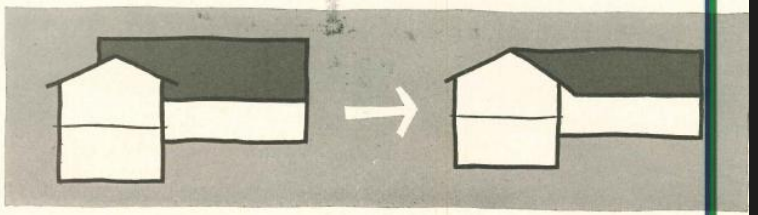

Don't build two separate roofs for one house (it costs more, makes the house look smaller).

Do simplify your roof structure (by aligning ridges and eaves, as shown above, or by using a single pitch, back to front, as shown below).

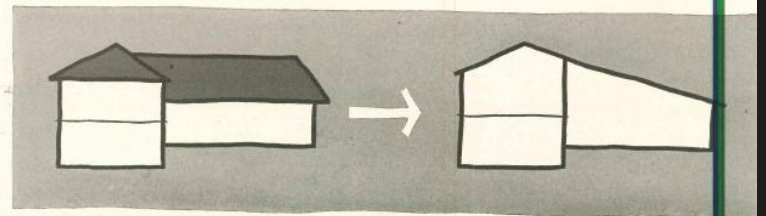

Other roof variations: Shed roofs make the split look longer; two-level roofs enable you to get a strip of clerestory windows along the bedroom level, thus help to light interior baths, hall and to cross-ventilate bedrooms.

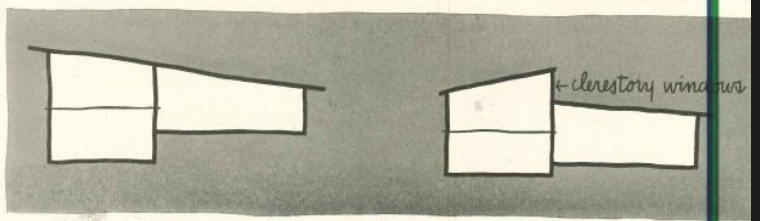

The chief trouble you run into when designing a split is this: Nothing lines up on the inside, so—*automatically*—nothing will line up on the outside.

And because nothing lines up on the inside, a lot of early splits were designed (and built) to look like two entirely separate houses "locked (as we said in April '53) in mortal combat."

So the first rule in designing a split is that it should look like *one* house rather than two. (That way it will look bigger, as well as better.) The way to make a split look like *one* big house is to simplify its roof and its sides, to line up as much as you can, and to group together window and door openings. Just pretend the split is another simple house-design problem, governed by all the rules that govern good design in *any* house.

UNSPLITTING THE END: *Stretch out your 2-story facade*

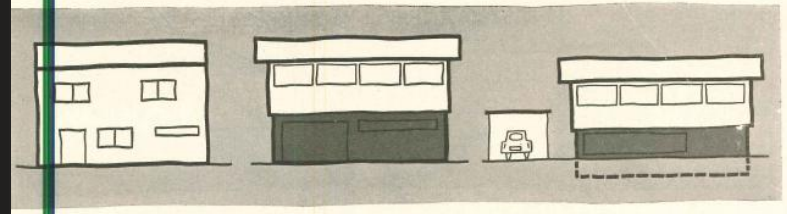

Don't count on the 2-story end of your split going unnoticed. (More and more splits now have the 2-story end facing the street, so your problem is to make that facade look best of all.)

Do try to make the 2-story end of your house look longer and lower, in one of two ways—

1. Recess the lower floor and give it a different finish. It will recede even more if the finish is darker;
2. Bury your lowest floor in the ground, down to window-sill height (see sketch), and recess it as in the first example. This is possible especially where the garage is out of the basement (an increasingly popular trend—see p. 142.) Result: your tallest facade is only 1½ stories high, so the house looks 25% longer.

UNSPLITTING THE SIDES: *Line up whatever you can*

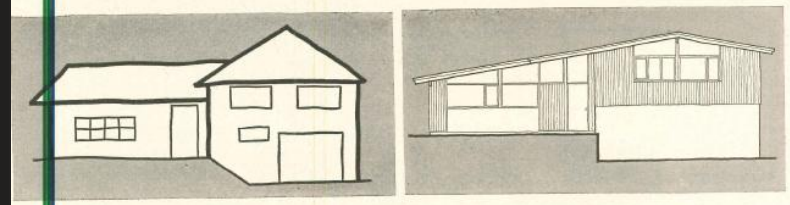

Don't make a patchwork quilt out of your facades

Do group your openings together and line up things like:

1. Window and door heads on the middle level with sill line in bedroom level;
2. Kitchen window sills on the middle level with floor line (if visible) of the upper level.

Fine example: Architect Seth Fulcher's new builder house in Seattle, shown in elevation above.

DO SPLITS MAKE SENSE ?

The answer is—yes, they do. Here is why:

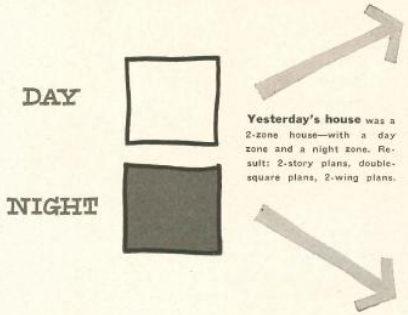

Yesterday's house was a 2-zone house—with a day zone and a night zone. Result: 2-story plans, double-square plans, 2-wing plans.

Yesterday's house was (generally speaking) a house of two zones: a night zone and a day zone. So yesterday's house tended to be a 2-story structure, or a rectangle (divided down the middle into day and night zones), or an L, T, U or H shape.

Today's bigger house calls for *three* zones: night, day and multipurpose (family room, special storage, utilities, etc.) And one of the best solutions for a 3-zone house is a 3-level plan. No other 3-zone house can be built as economically, no other 3-zone house can be planned as compactly to fit on our small lots, and no other 3-zone house has those qualities *plus* excellent circulation and control.



Today's house is a 3-zone house—with a day zone, a night zone and a multi-purpose zone. One result: the 3-level house.

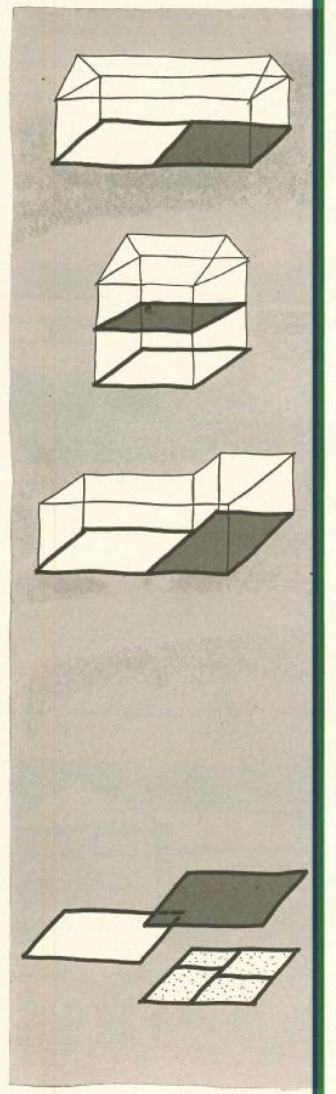

House & Home February 1956

O SPLITS MAKE SENSE ANYWHERE ?

The answer is—just about anywhere

Splits make sense on sloping land, and for obvious reasons. Splits make sense on flat land as well—but on flat land they make sense only if you do something to the land—or to the split.

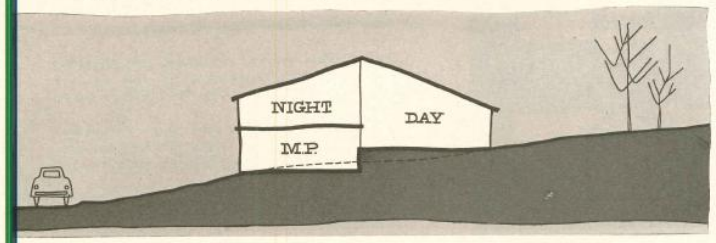

Splits make sense on a slope where two levels out of three have direct access to the garden. A good incline for most medium-sized splits is 1 in 8.

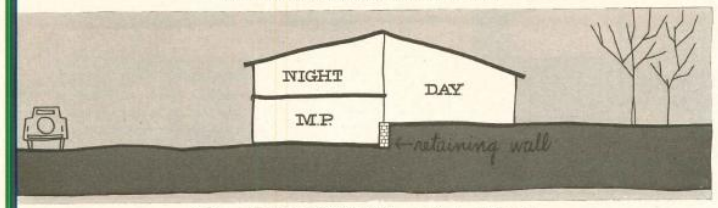

Splits make sense on flat land if you fit the land to the split

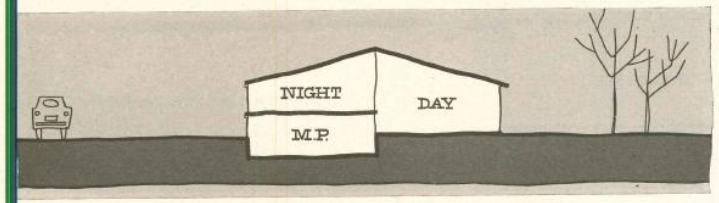

Splits make sense on flat land if you fit the split to the land

How to fit the land to the house. If you have a garage in your lowest level and a garden outside your living room, the best way to fit the land to your split is to use fill around the living-room end and to excavate at the garage end. Problem: how do you bridge the difference in grade and how do you keep water out of the garage?

The best way (unless your soil is sandy enough to absorb most rainstorms) is the one shown above (center): terrace your lot by using a retaining wall. That way you can be sure the next downpour won't wash your garden away.

How to fit the house to the land. If you decide that your house-cubage is too valuable to waste on a basement garage (see next page), then your grading problems are almost over: all you need to do is sink your lowest level into the ground to the window-sill height. This automatically puts your living room approximately on a level with the garden. (Semi-basement rooms with flowers and greenery outside the window sill can look very attractive.) Should you want to provide outside access to the lowest level, an areaway with a drywell will do the job very satisfactorily.

TWO TROUBLES WITH SPLITS

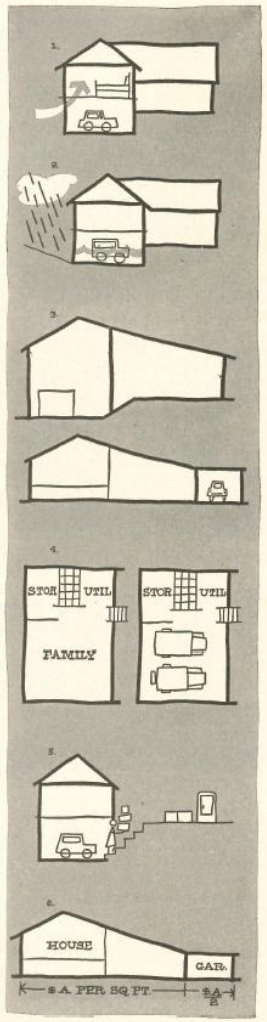

1. GARAGES IN THE WRONG PLACE
2. STAIRS THAT ARE TOO STEEP

Where to put the garage

There are six good reasons why the garage should *not* be in the lowest level of the split—why it should be attached to the side of the house instead:

1. Basement garages often mean cold bedrooms above, occasionally produce smells and fumes, frequently require costly insulation and fireproofing.

2. Basement garages often get flooded. Steep grades around driveway make serious drainage problems.

3. Basement garages make some facades of splits look tall and short. If lowest floor were half underground, 2-story end of split would look 25% longer (see p. 139).

4. Basement garages take away too much space from playrooms, storage, utility rooms, etc. 1-car garages (now on way out) occupy about half of typical split-level basement. 2-car garages (now on way in) would knock out playroom altogether.

5. Basement garages force housewife to climb 6 or 7 risers to kitchen while carrying groceries.

6. And house cubage is expensive cubage—too expensive to use for a garage.

How to get rid of the stairs

The most urgent interior design problem in splits is how to kill the stairs before they kill you and your customers.

Most split-level stairs are too steep for comfort, and too bulky for good looks. Both defects need fixing—fast—because the stairs are the the chief circulation route inside the split. If *they* don't work, the house won't work.

On the opposite page is a simple formula showing how to design comfortable and safe stairs for splits. Needless to say, a more comfortable stair takes up a bit more room. So the next problem is how to make stairs *look* less space-consuming. Architects have used open-riser stairs for years: they are inexpensive to build, easy to clean, safe, graceful, transparent—so much so that they practically disappear. They are an ideal solution for many small split-level houses. The pictures opposite show several variations on the open-riser theme.

House & Home detail sheet 13 stairs



Lawrence S. Williams



Ezra Stoller



Open-riser stairs can look graceful and transparent. Result: they seem to take up less space than they do in reality. Here are three architect-designed examples (left to right): Vincent G. Kling, Architect, Twitchell & Rudolph, Architects and Carl Koch, Architect.



Rule-of-thumb stair-design formula long used by carpenters says that you get a comfortable and safe stair if riser-height, multiplied by tread-depth, comes somewhere between 70 and 80. Below is a chart of typical riser-tread relationships that will produce a good split level stair.

R	T
6.75"	11.7"
7"	11.2"
7.25"	10.7"
7.50"	10.3"
7.75"	9.9"
8"	9.5"

House & Home February 1956

SPACE TRADE-OFFS

House type: The split is still king

The split-level remains the preferred house—the choice of 48% of the current sampling. Results are the same no matter how the survey is categorized. The same preference was evident in 1975 and 1976.

The one-story house runs second, selected by 37%. More than 80% of the shoppers over 55 years old chose this elevation, possibly because so many detached-house projects offer zero-lot-line or other small-lot homes to empty nesters.

With the same interior space, which of these would you prefer? (Check one.)

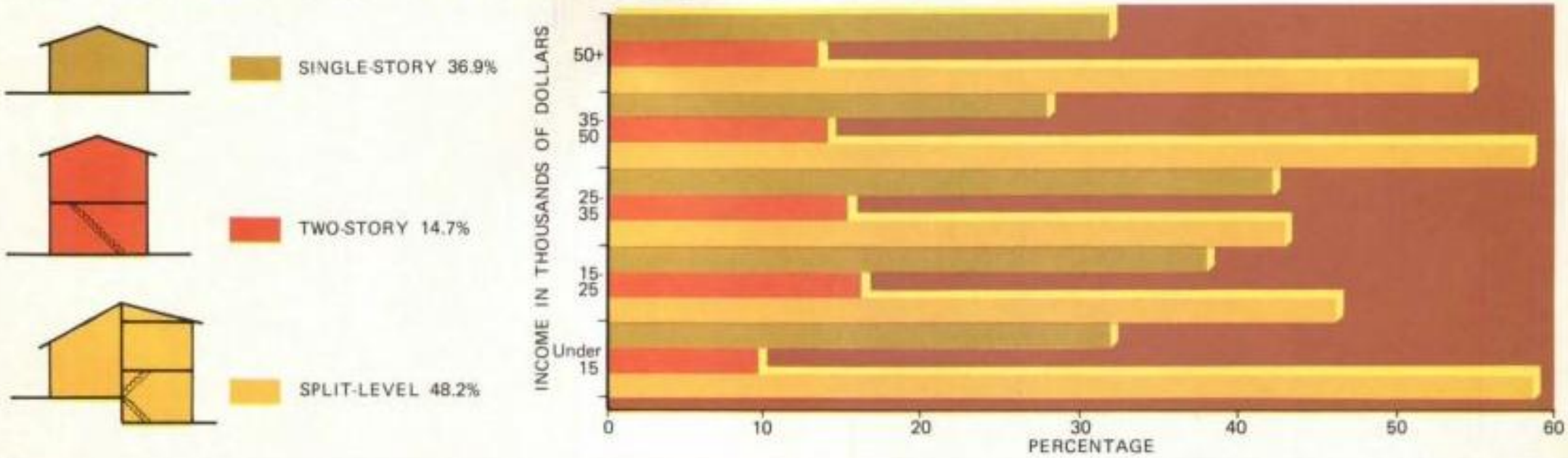



Tacoma News Tribune
April 29, 1978



Seattle Times April 7, 1974



Bellingham Herald
Oct 6, 1974



Seattle Times
Oct 16, 1983



Spokesman Review
March 4, 1984





"Total Electric homes? I wouldn't build anything else."

Quality construction—featuring flameless electric heat—helps sell homes for Builder David C. Smith. And he's sold as many as 30 homes in two weeks.

Last year David C. Smith, Gaithersburg, Maryland, built more than 100 homes—custom built and project units. Every home was a Total Electric Gold Medallion Home.

"We made up our minds to build top quality and minimum maintenance into our homes," says Mr. Smith. "Flameless electric heat meets these requirements best."

"Our quality story makes sense to buyers. And it pays off in word of mouth advertising for us. We've sold as many as 30 homes in two weeks without special promotion."

"My experience building Total Electric homes goes back over the past six years and I haven't had one customer complain about electric heat operating costs."

Electric heat can help you build a better quality, faster selling home, too. Start now, by getting all the facts from your electric utility company. They'll be glad to work closely with you.

P.S. Is Mr. Smith's own home Total Electric? You bet!

Visit the Total Electric Theater at the NAHB Convention. Continuous performances at Booth 1102.

Live Better Electrically

Edison Electric Institute, 750 Third Ave., New York, N.Y. 10017

...where everything's electric, including the heat.

82

Circle 96 on Reader Service Card

Circle 97 on Reader Service card

Questions?

Send me a note, text, letter, tweet, snapchat, photo, call, message, etc.....

Michael Houser,
Washington State Architectural Historian
360.890.2624 or
michael.houser@dahp.wa.gov